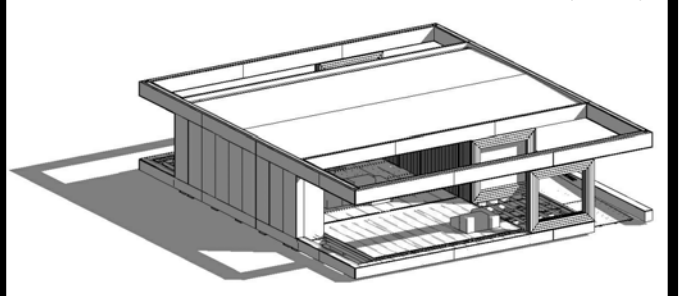


TEAM NAME: VUT TEAM AUSTRIA
 ADDRESS: FLORAGASSE 7 / 4 / ZI 407
 AUSTRIA
 CONTACT: OFFICE@SOLARDECATHLON.AT
 WWW.SOLARDECATHLON.AT

CONSULTANTS



CLIENT
 U.S. DEPARTMENT OF ENERGY
 SOLAR DECATHLON 2013
 WWW.SOLARDECATHLON.GOV




MARK	DATE	DESCRIPTION

SHEET TITLE
 SITE PLAN
 A-101

23.08.2013 05:02:04

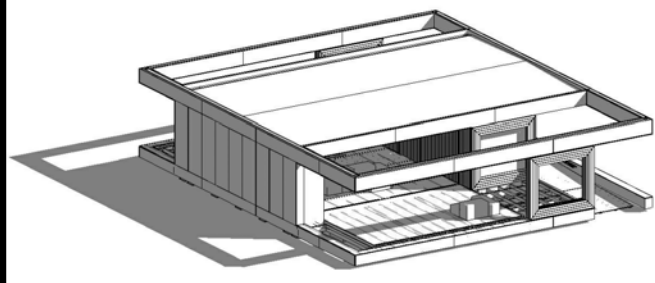
E													
D													
C													
B													
A													



TEAM NAME: VUT TEAM AUSTRIA
 ADDRESS: FLORAGASSE 7 / 4 / ZI 407
 1040 VIENNA
 AUSTRIA
 CONTACT: OFFICE@SOLARDECATHLON.AT
 WWW.SOLARDECATHLON.AT

CONSULTANTS

ALL PLANS ARE DRAWN IN
 METRIC SYSTEM (M/CM)



CLIENT

U.S. DEPARTMENT OF ENERGY
 SOLAR DECATHLON 2013
 WWW.SOLARDECATHLON.GOV



MARK	DATE	DESCRIPTION
------	------	-------------

LOT NUMBER: 109
 DRAWN BY: TEAM AUSTRIA
 CHECKED BY: CHECKER
 COPYRIGHT: VIENNA UNIVERSITY OF TECHNOLOGY

SHEET TITLE

TABLE OF
 CONTENTS

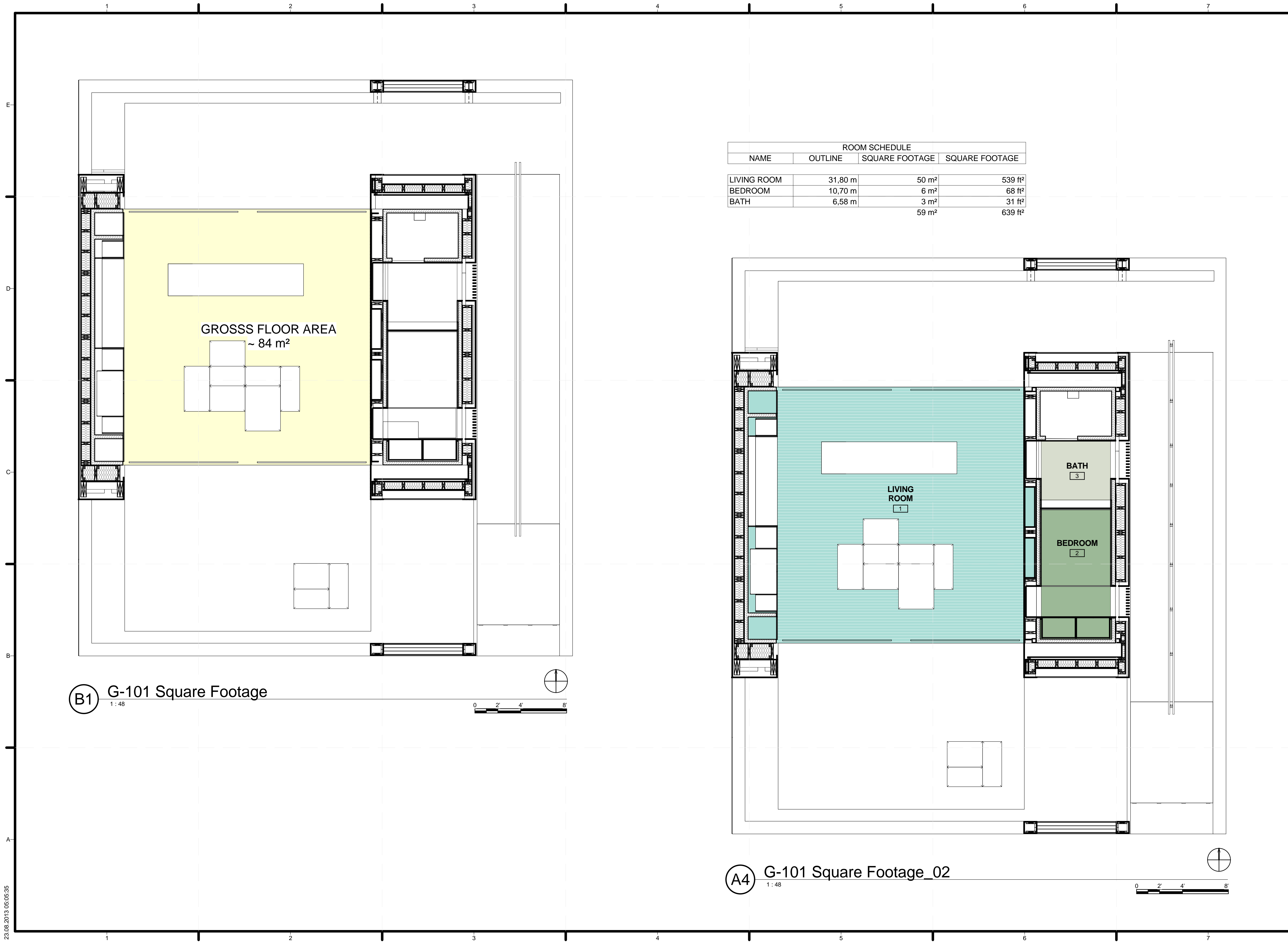
G-001

SHEET LIST	
SHT NO	SHEET NAME
E-627	THREE-WIRE DIAGRAMM TECHNICAL ROOM
E-628	THREE-WIRE DIAGRAMM TECHNICAL ROOM
E-629	THREE-WIRE DIAGRAMM POWER MEASUREMENT
E-630	THREE-WIRE DIAGRAMM POWER MEASUREMENT
E-002	LEGEND
M-601	HVAC ISOMETRIC
L-105	PLANTING SHEDULE
S-101	CONSTRUCTION LEVELS
S-102	CONSTRUCTION LEVELS
P-501	PLUMBING SCHEMATIC
A-801	CONCEPT
A-411	FLOOR MODULE F01
A-412	FLOOR MODULE F02
A-413	FLOOR MODULE F03
A-414	FLOOR MODULE F04
A-415	ROOF MODULE R01
A-416	ROOF MODULE R02
A-417	ROOF MODULE R03
A-418	ROOF MODULE R04
A-419	ROOF MODULE R05
A-420	WALL MODULE W01
A-421	WALL MODULE W02
A-422	WALL MODULE W03
A-423	WALL MODULE W04
A-424	WALL MODULE W05
A-425	WALL MODULE W06
A-426	WALL MODULE W07
A-427	WALL MODULE W08
A-428	WALL MODULE W09
A-429	WALL MODULE W10.1
A-430	WALL MODULE W10.2
A-431	WALL MODULE W11
A-432	WALL MODULE W12
A-433	WALL MODULE W13
A-434	WALL MODULE W14
A-435	WALL MODULE W15
A-436	WALL MODULE W16
A-437	WALL MODULE W17
A-438	WALL MODULE W18
A-439	WALL MODULE W19.1
A-440	WALL MODULE W19.2
A-441	WALL MODULE W20
A-442	WALL MODULE W21+22
A-444	WALL MODULE W23
A-402	FLOOR MODULE SCHEMATIC
A-403	WALL MODULE SCHEMATIC
A-404	ROOF MODULE SCHEMATIC
A-405	CORNICE MODULE SCHEMATIC
A-445	CORNICE MODULE C01

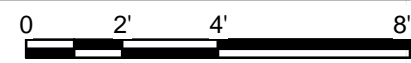
SHEET LIST	
SHT NO	SHEET NAME
A-446	CORNICE MODULE C02
A-447	CORNICE MODULE C03
A-448	CORNICE MODULE C04
A-449	CORNICE MODULE C05
A-450	CORNICE MODULE C06
A-451	CORNICE MODULE C07
A-452	CORNICE MODULE C08
E-631	THREE-WIRE DIAGRAMM T AND RH SENSORS
E-632	THREE-WIRE DIAGRAMM T AND RH SENSORS
E-633	THREE-WIRE DIAGRAMM T AND RH SENSORS
E-634	THREE-WIRE DIAGRAMM SPRINKLER PUMP
A-802	CONCEPT
A-902	ARCHITECTURAL RENDERINGS EXTERIOR
L-901	LANDSCAPE RENDERINGS
I-901	INTERIOR RENDERINGS
A-803	CONCEPT
A-804	CONCEPT
L-602	RAINWATER IRRIGATION ISOMETRIC
P-601	PLUMBING ISOMETRIC
F-103	FIRE PROTECTION PIPING
F-601	SPRINKLER ISOMETRIC
L-103	RAINWATER IRRIGATION PLAN DISTRIBUTION
M-103	HVAC RETURN
M-502	TECHNICAL ROOM DETAILS
L-104	LANDSCAPE PLANTING PLAN
A-401	MODULES OVERVIEW
G-001	TABLE OF CONTENTS
G-101	FINISHED SQUARE FOOTAGE COMPLIANCE PLAN
G-102	EGRESS PLAN
G-103	ADA TOUR ROUTE COMPLIANCE PLAN
G-201	SOLAR ENVELOPE COMPLIANCE ELEVATIONS
G-202	SOLAR ENVELOPE COPMLIANCE ELEVATIONS
G-601	SHADING DIAGRAMS
G-901	GENERAL PROJECT RENDERINGS
G-203	SOLAR ENVELOPE COMPLIANCE ELEVATIONS
G-204	SOLAR ENVELOPE COMPLIANCE ELEVATIONS
H-101	LIQUID LOCATION AND SPILL CONTAINMENT
C-102	GROUND CONTACT PLAN
C-101	SITE PLAN
L-101	LANDSCAPE AND PLANTING SITE PLAN
L-102	RAINWATER COLLECTION PLAN
L-601	PLANTING DETAILS

SHEET LIST	
SHT NO	SHEET NAME
L-301	SECTION RAMP
L-302	SECTION DECK
L-106	LANDSCAPE LIGHTING PLAN
L-501	LANDSCAPE DETAILS
S-301	FRAMING SECTIONS
S-901	FRAMING ISOMETRICS
A-111	FIRST FLOOR PLAN
A-121	FIRST FLOOR REFLECTED CEILING PLAN
A-112	ROOF PLAN
A-212	ELEVATIONS
A-211	ELEVATIONS
A-302	BUILDING SECTIONS
A-301	BUILDING SECTIONS
A-501	PLAN DETAILS
A-511	SECTION DETAILS
A-101	SITE PLAN
A-531	WINDOW DETAILS
A-901	ARCHITECTURAL RENDERINGS EXTERIOR
A-533	WINDOW DETAILS
A-512	SECTION DETAILS
A-513	SECTION DETAILS
A-514	SECTION DETAILS
A-515	SECTION DETAILS
A-532	WINDOW DETAILS
A-541	DOOR DETAILS
A-551	PV MOUNTING DETAILS
I-101	INTERIOR DESIGN PLAN
I-401	KITCHEN PLAN
I-301	INTERIOR SECTION
I-302	INTERIOR SECTION
I-303	INTERIOR SECTION
I-304	INTERIOR SECTION
I-305	INTERIOR SECTION
I-306	INTERIOR SECTION
I-402	BATHROOM PLAN
I-403	BEDROOM PLAN
F-101	FIRE DETECTION AND ALARM
F-102	FIRE SUPPRESSION
F-301	SECTION FIRE PROTECTION PIPING
P-101	DOMESTIC SUPPLY
P-102	DOMESTIC WASTE WATER
P-301	PLUMBING SECTION
M-101	HVAC EQUIPMENT AND DISTRIBUTION PLAN
M-501	HVAC SCHEMATIC

SHEET LIST	
SHT NO	SHEET NAME
M-102	HVAC SUPPLY
M-104	FLOOR HEATING AND COOLING
E-102	ELECTRICAL DISTRIBUTION PLAN
E-001	LEGEND
E-103	LIGHTING PLAN
E-601	ONE-LINE WIRE DIAGRAM PRODUCTION
E-602	ONE-LINE WIRE DIAGRAM CONSUMPTION
E-603	THREE-WIRE DIAGRAMM MAIN FUSE, RCCb
E-604	THREE-WIRE DIAGRAMM LOAD CENTER
E-605	THREE-WIRE DIAGRAMM LOAD CENTER
E-606	THREE-WIRE DIAGRAMM LOAD CENTER
E-607	THREE-WIRE DIAGRAMM LOAD CENTER
E-608	THREE-WIRE DIAGRAMM LOAD CENTER
E-609	THREE-WIRE DIAGRAMM 24V POWER SUPPLY
E-610	THREE-WIRE DIAGRAMM 24V POWER SUPPLY LIGHTING
E-611	THREE-WIRE DIAGRAMM KITCHEN
E-612	THREE-WIRE DIAGRAMM KITCHEN
E-613	THREE-WIRE DIAGRAMM KITCHEN
E-614	THREE-WIRE DIAGRAMM CLEANING
E-615	THREE-WIRE DIAGRAMM LIVING ROOM
E-616	THREE-WIRE DIAGRAMM LIVING ROOM
E-617	THREE-WIRE DIAGRAMM BEDROOM
E-618	THREE-WIRE DIAGRAMM BATHROOM
E-619	THREE-WIRE DIAGRAMM EXTERIOR
E-620	THREE-WIRE DIAGRAMM EXTERIOR
E-621	THREE-WIRE DIAGRAMM DMX CONTROLLER
E-622	THREE-WIRE DIAGRAMM 24V LIGHTS EXTERIOR
E-623	THREE-WIRE DIAGRAMM 24V LIGHTS BEDROOM
E-624	THREE-WIRE DIAGRAMM 24V LIGHTS BATHROOM
E-625	THREE-WIRE DIAGRAMM 24V LIGHTS CORE
E-626	THREE-WIRE DIAGRAMM TECHNICAL ROOM
E-101	ELECTRICAL DISTRIBUTION PLACEMANT
E-650	THREE-WIRE DIAGRAMM PV
O-101	ARRIVAL SEQUENCE PLANS
O-601	CONSTRUCTION EQUIPMENT SCHEDULE
O-901	LOADING DIAGRAM
O-902	CONSTRUCTION SEQUENCE


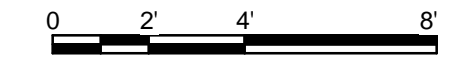


(B1) G-101 Square Footage
1:48



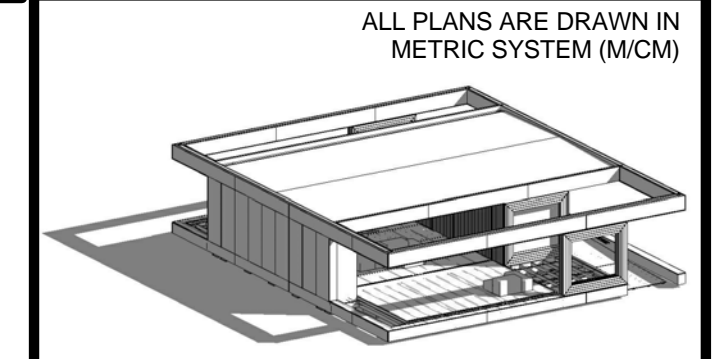
ROOM SCHEDULE			
NAME	OUTLINE	SQUARE FOOTAGE	SQUARE FOOTAGE
LIVING ROOM	31,80 m	50 m ²	539 ft ²
BEDROOM	10,70 m	6 m ²	68 ft ²
BATH	6,58 m	3 m ²	31 ft ²
		59 m ²	639 ft ²

(A4) G-101 Square Footage_02
1:48



TEAM NAME: VUT TEAM AUSTRIA
ADDRESS: FLORAGASSE 7 / 4 / ZI 407
1040 VIENNA
AUSTRIA
CONTACT: OFFICE@SOLARDECATHLON.AT
WWW.SOLARDECATHLON.AT

CONSULTANTS



CLIENT
U.S. DEPARTMENT OF ENERGY
SOLAR DECATHLON 2013
WWW.SOLARDECATHLON.GOV

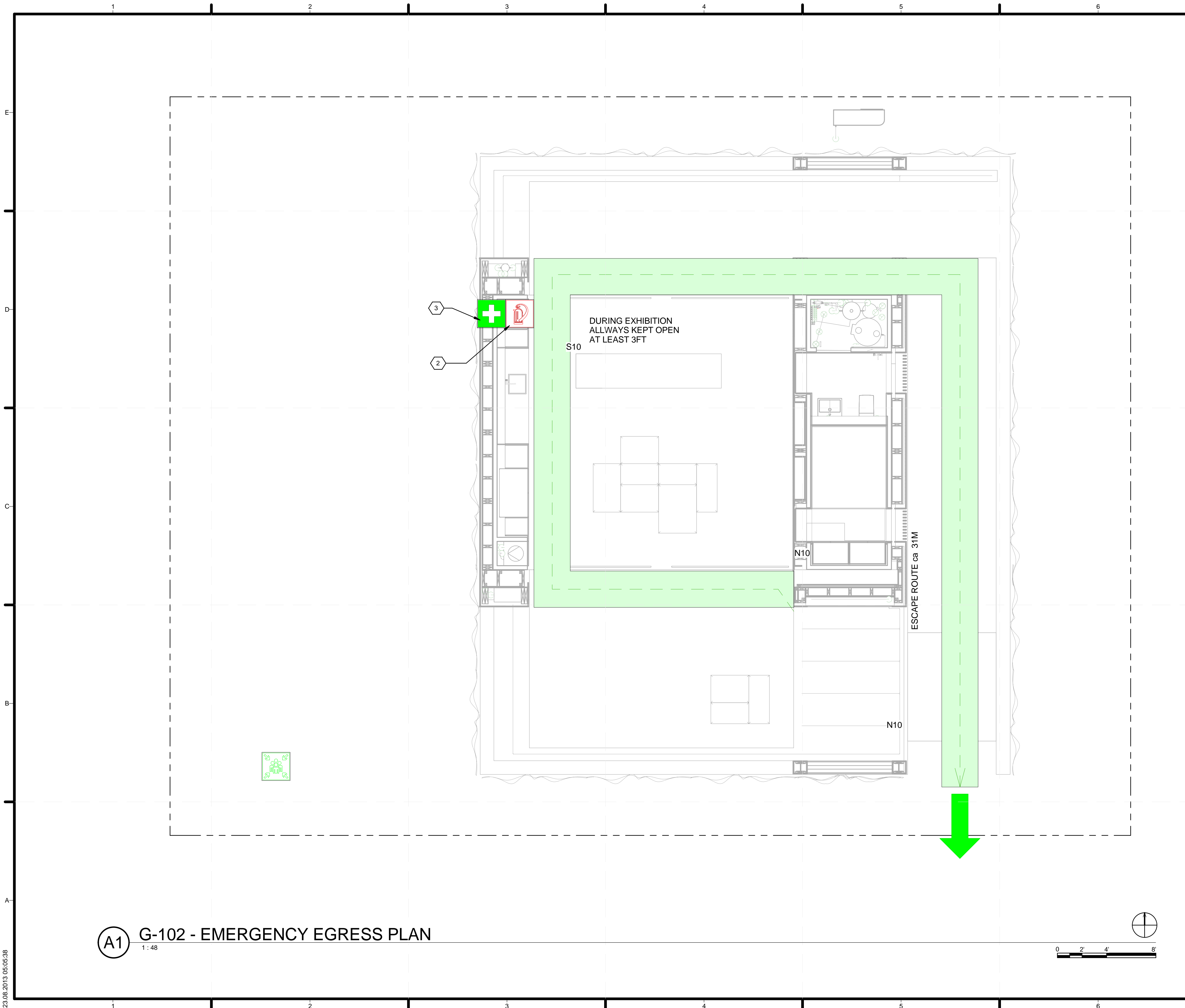


MARK	DATE	DESCRIPTION




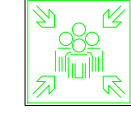
LOT NUMBER: 109
DRAWN BY: TEAM AUSTRIA
CHECKED BY: CHECKER
COPYRIGHT: VIENNA UNIVERSITY OF TECHNOLOGY

SHEET TITLE
FINISHED SQUARE FOOTAGE COMPLIANCE PLAN

G-101



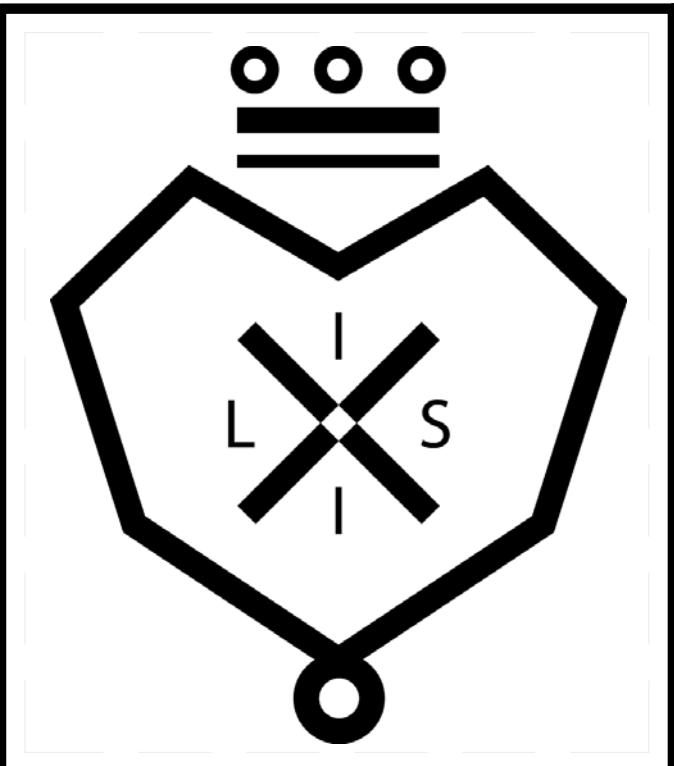
GENERAL SHEET NOTES

-  FIRE EXTINGUISHER
-  EMERGENCY EXIT
-  FIRST AID KIT
-  ASSAMBLY POINT

REFERENCE KEYNOTES

SHEET KEYNOTES

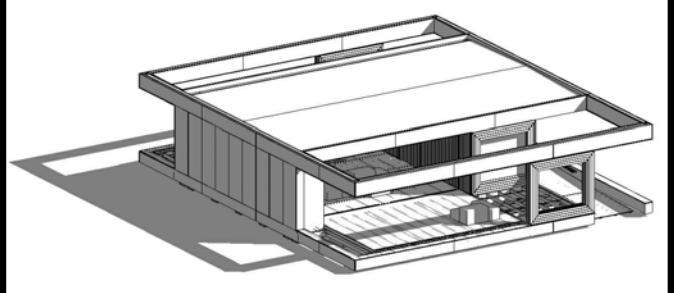
- 2 FIRE EXTINGUISHERS LOCATED IN THE KITCHEN, THE BEDROOM AND AT THE PRIMARY ENTRY.
- 3 FIRST AID BOX LOCATED IN THE DINNING AREA AND AT THE PRIMARY ENTRY.



TEAM NAME: VUT TEAM AUSTRIA
 ADDRESS: FLORAGASSE 7 / 4 / ZI 407
 1040 VIENNA
 AUSTRIA
 CONTACT: OFFICE@SOLARDECATHLON.AT
 WWW.SOLARDECATHLON.AT

CONSULTANTS

ALL PLANS ARE DRAWN IN METRIC SYSTEM (M/CM)



CLIENT
 U.S. DEPARTMENT OF ENERGY
 SOLAR DECATHLON 2013
 WWW.SOLARDECATHLON.GOV



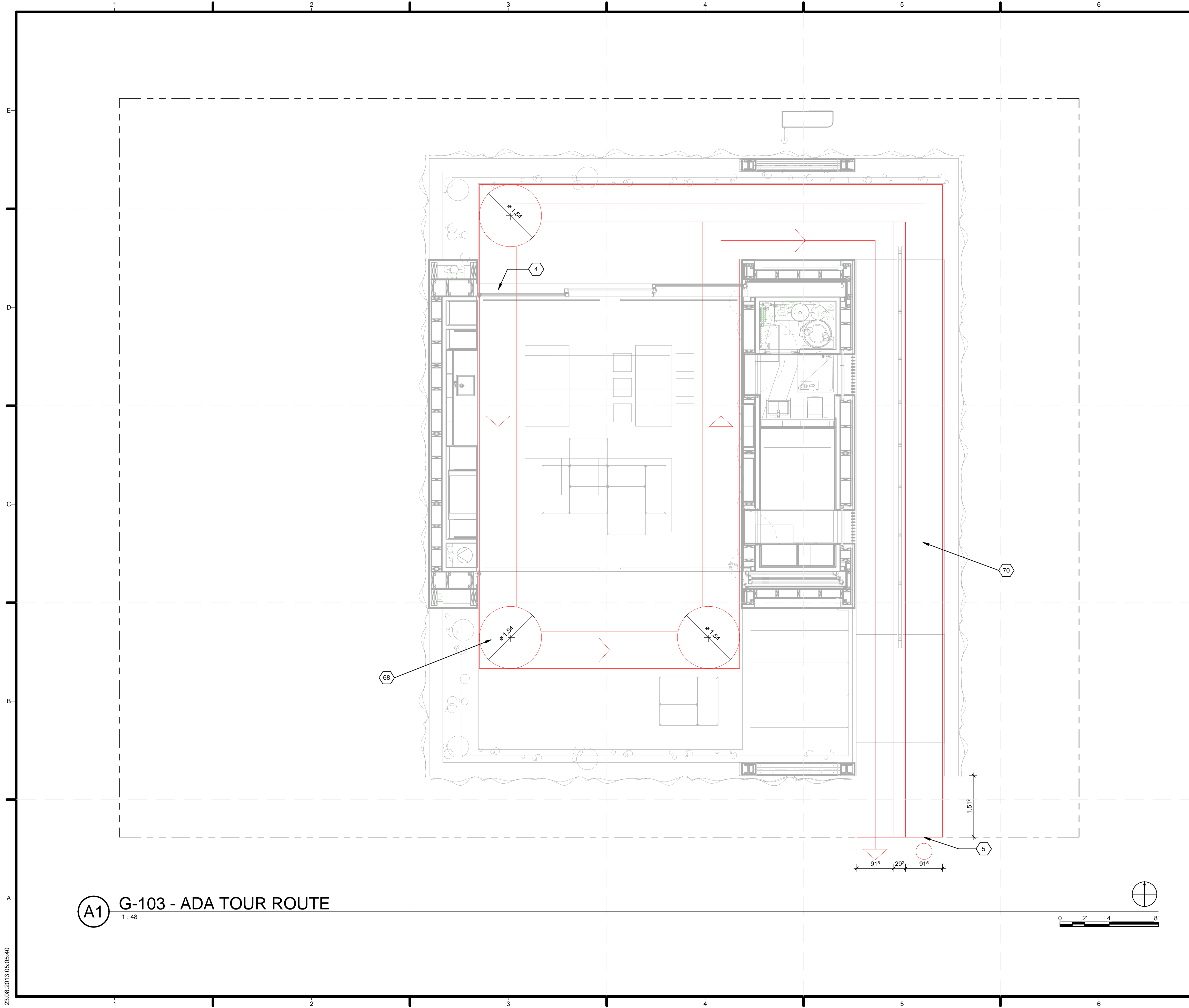
MARK	DATE	DESCRIPTION

LOT NUMBER: 109
 DRAWN BY: TEAM AUSTRIA
 CHECKED BY: CHECKER
 COPYRIGHT: VIENNA UNIVERSITY OF TECHNOLOGY

SHEET TITLE

EGRESS PLAN

G-102




(A1) G-103 - ADA TOUR ROUTE
1:48

GENERAL SHEET NOTES

REFERENCE KEYNOTES

SHEET KEYNOTES

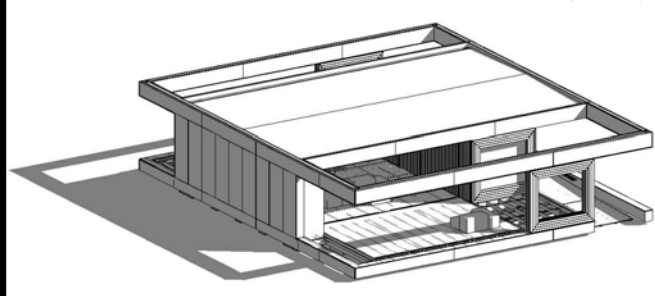
- 4 PRIMARY ENTRY/EXIT TO HOUSE
- 5 SITE ENTRY/EXIT - TOUR ROUTE
STARTS/ENDS - LANDING LENGTH COMPLIANT
WITH ICC A117.1-2009 SECTION 405.7.3
- 68 ALL TURNING CIRCLES COMPLIANT WITH ICC
A117.1-2009 SECTION 304.3.1
- 70 SLOPE OF RAMP COMPLIANT WITH ICC
A117.1-2009 SECTION 405.2



TEAM NAME: VUT TEAM AUSTRIA
ADDRESS: FLORAGASSE 7 / 4 / ZI 407
1040 VIENNA
AUSTRIA
CONTACT: OFFICE@SOLARDECATHLON.AT
WWW.SOLARDECATHLON.AT

CONSULTANTS

ALL PLANS ARE DRAWN IN
METRIC SYSTEM (M/CM)



CLIENT
U.S. DEPARTMENT OF ENERGY
SOLAR DECATHLON 2013
WWW.SOLARDECATHLON.GOV



MARK	DATE	DESCRIPTION
------	------	-------------


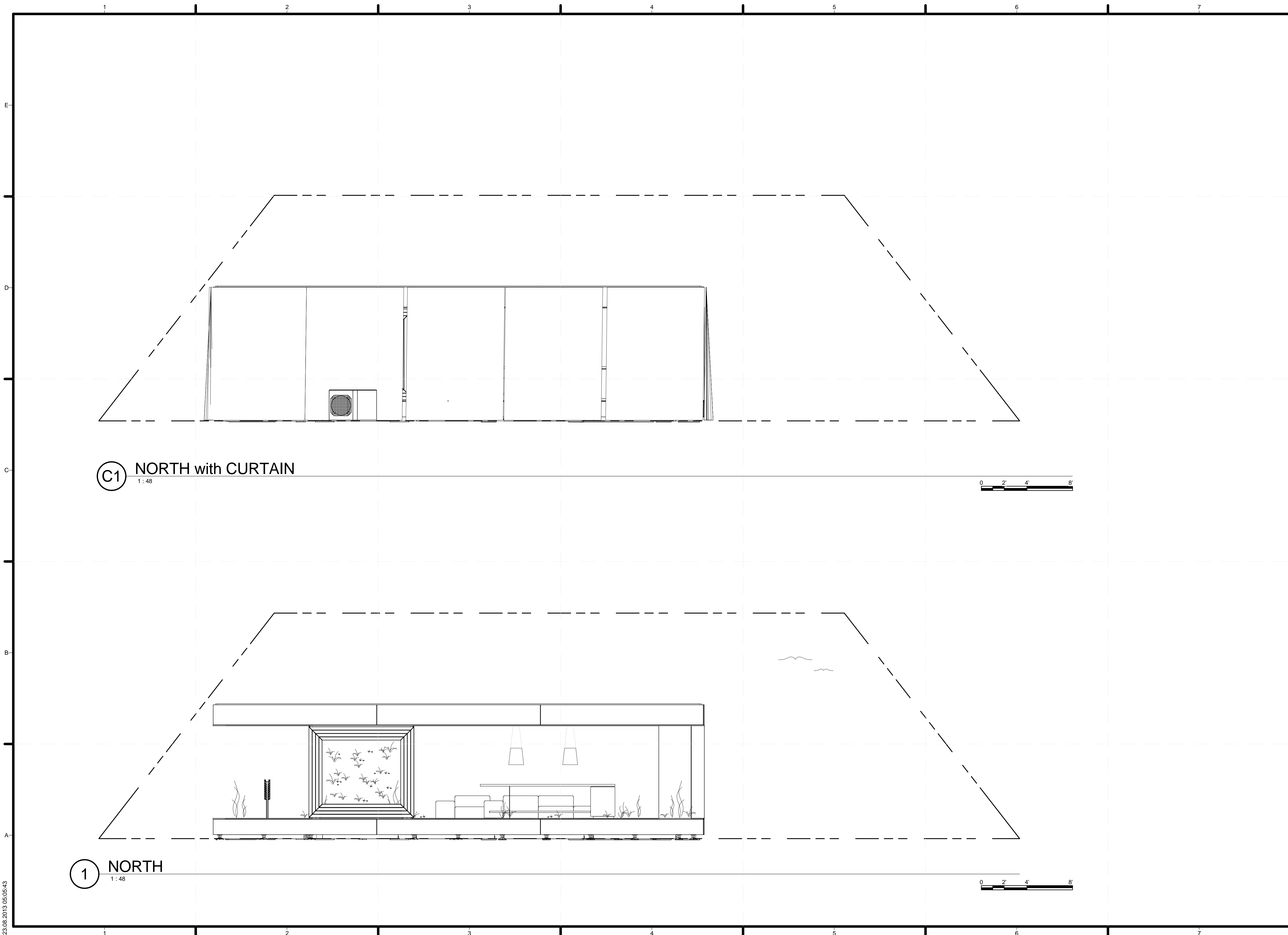
LOT NUMBER:	109
DRAWN BY:	TEAM AUSTRIA
CHECKED BY:	CHECKER
COPYRIGHT:	VIENNA UNIVERSITY OF TECHNOLOGY

SHEET TITLE

**ADA TOUR ROUTE
COMPLIANCE PLAN**

G-103

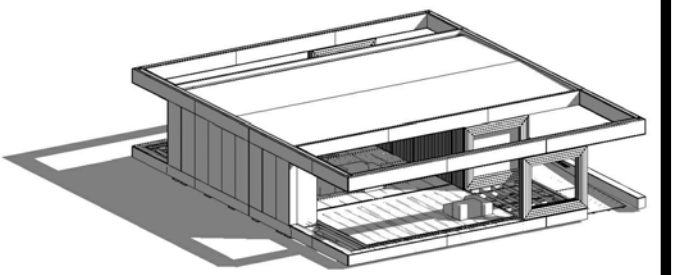
23.08.2013 05:05:40



TEAM NAME: VUT TEAM AUSTRIA
ADDRESS: FLORAGASSE 7 / 4 / ZI 407
AUSTRIA
CONTACT: OFFICE@SOLARDECATHLON.AT
WWW.SOLARDECATHLON.AT

CONSULTANTS

ALL PLANS ARE DRAWN IN METRIC SYSTEM (M/CM)



CLIENT
U.S. DEPARTMENT OF ENERGY
SOLAR DECATHLON 2013
WWW.SOLARDECATHLON.GOV



MARK	DATE	DESCRIPTION

LOT NUMBER: 109
DRAWN BY: TEAM AUSTRIA
CHECKED BY: CHECKER
COPYRIGHT: VIENNA UNIVERSITY OF TECHNOLOGY

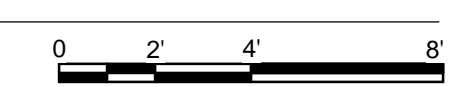
SHEET TITLE

SOLAR ENVELOPE COMPLIANCE ELEVATIONS

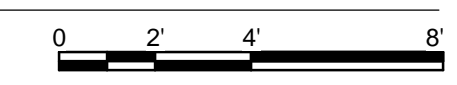
G-201




C1 EAST with CURTAIN
1:48



A1 EAST
1:48



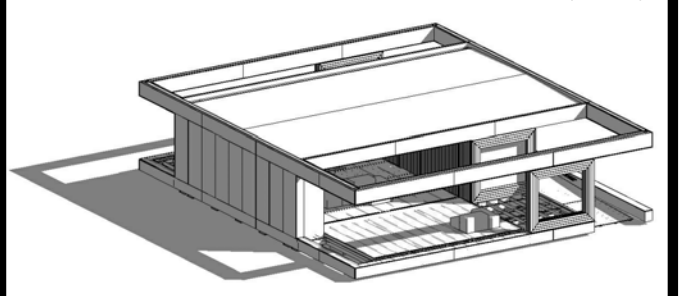
23.08.2013 05:05:45



TEAM NAME: VUT TEAM AUSTRIA
ADDRESS: FLORAGASSE 7 / 4 / ZI 407
1040 VIENNA
AUSTRIA
CONTACT: OFFICE@SOLARDECATHLON.AT
WWW.SOLARDECATHLON.AT

CONSULTANTS

ALL PLANS ARE DRAWN IN METRIC SYSTEM (M/CM)



CLIENT
U.S. DEPARTMENT OF ENERGY
SOLAR DECATHLON 2013
WWW.SOLARDECATHLON.GOV

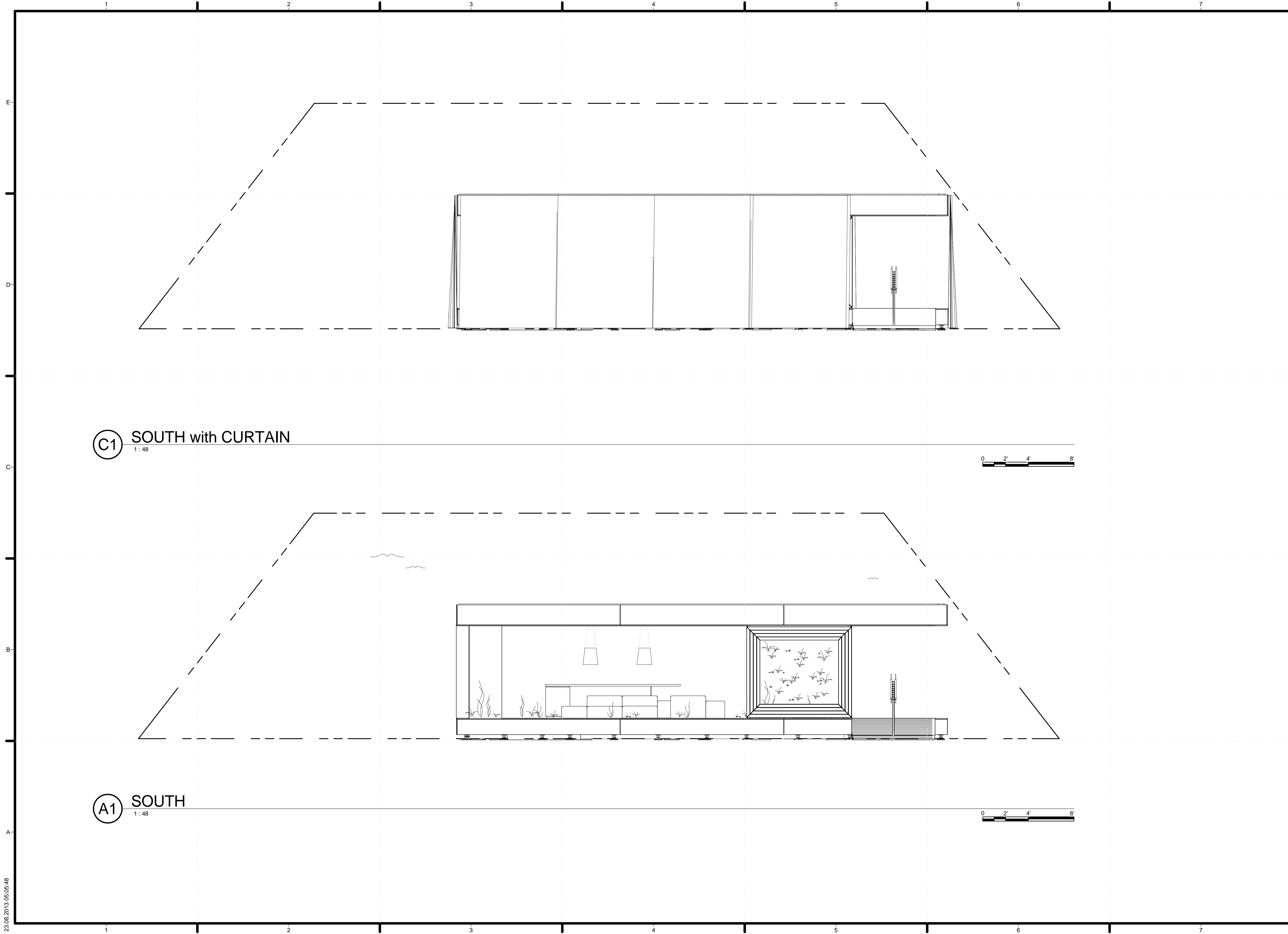


MARK	DATE	DESCRIPTION

LOT NUMBER: 109
DRAWN BY: TEAM AUSTRIA
CHECKED BY: CHECKER
COPYRIGHT: VIENNA UNIVERSITY OF TECHNOLOGY

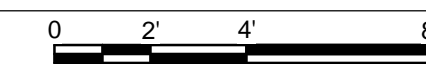
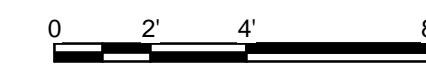
SHEET TITLE
SOLAR ENVELOPE COPMLIANCE ELEVATIONS

G-202




(C1) SOUTH with CURTAIN
1:48

(A1) SOUTH
1:48

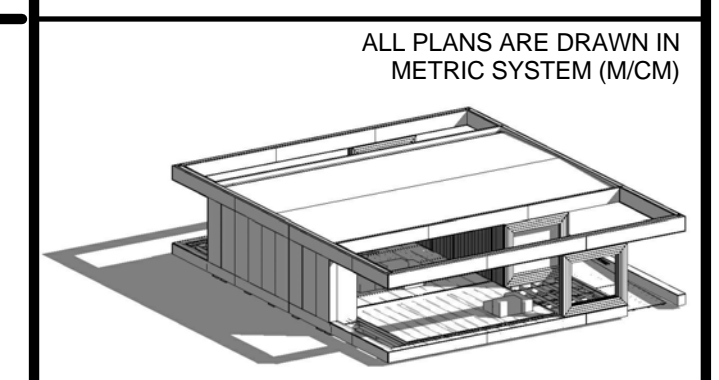


23.08.2013 05:05:48



TEAM NAME: VUT TEAM AUSTRIA
 ADDRESS: FLORAGASSE 7 / 4 / ZI 407
 1040 VIENNA
 AUSTRIA
 CONTACT: OFFICE@SOLARDECATHLON.AT
 WWW.SOLARDECATHLON.AT

CONSULTANTS



ALL PLANS ARE DRAWN IN
 METRIC SYSTEM (M/CM)

CLIENT
 U.S. DEPARTMENT OF ENERGY
 SOLAR DECATHLON 2013
 WWW.SOLARDECATHLON.GOV

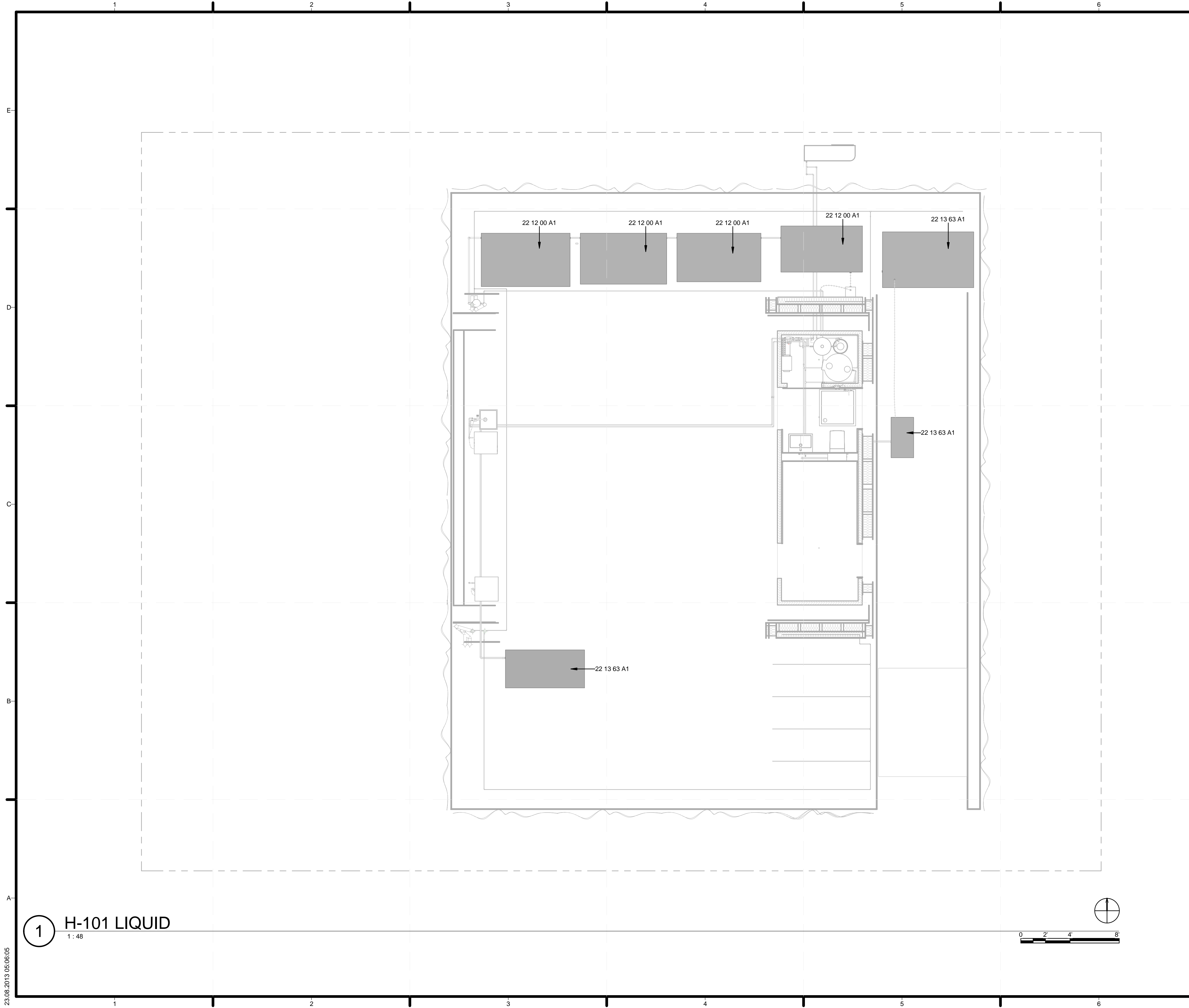


MARK	DATE	DESCRIPTION

LOT NUMBER: 109
 DRAWN BY: TEAM AUSTRIA
 CHECKED BY: CHECKER
 COPYRIGHT: VIENNA UNIVERSITY OF
 TECHNOLOGY

SHEET TITLE
**SOLAR ENVELOPE
 COMPLIANCE
 ELEVATIONS**

G-203




1 H-101 LIQUID
1:48

GENERAL SHEET NOTES

REFERENCE KEYNOTES

22 12 00 A1 FACILITY POTABLE-WATER STORAGE TANK
22 13 63 A1 FACILITY GRAY WATER TANKS

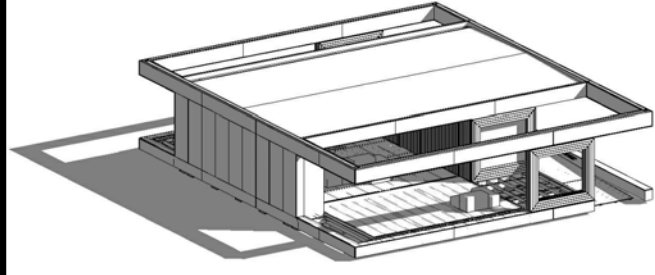
SHEET KEYNOTES



TEAM NAME: VUT TEAM AUSTRIA
ADDRESS: FLORAGASSE 7 / 4 / ZI 407
1040 VIENNA
AUSTRIA
CONTACT: OFFICE@SOLARDECATHLON.AT
WWW.SOLARDECATHLON.AT

CONSULTANTS

ALL PLANS ARE DRAWN IN METRIC SYSTEM (M/CM)



CLIENT
U.S. DEPARTMENT OF ENERGY
SOLAR DECATHLON 2013
WWW.SOLARDECATHLON.GOV

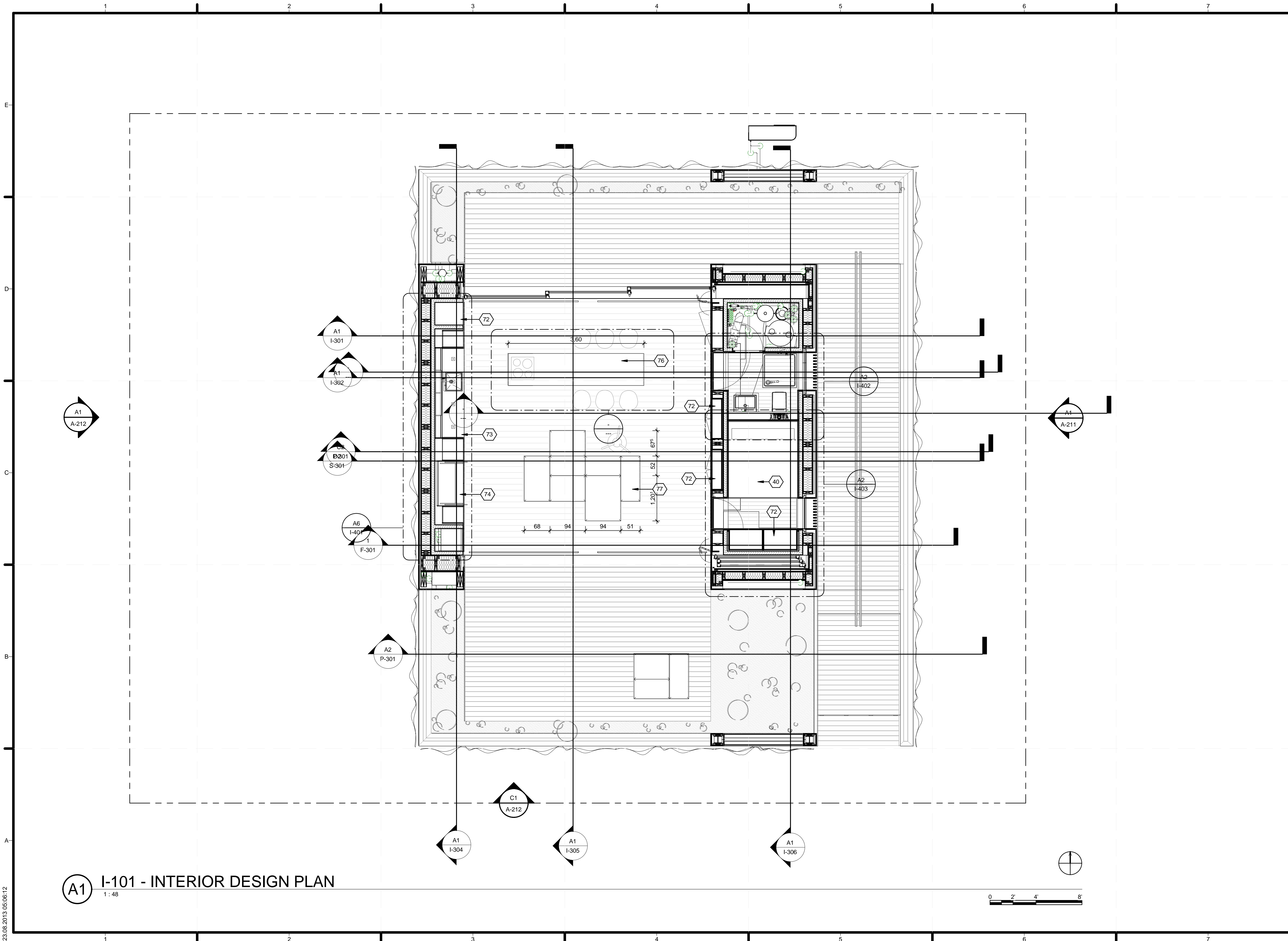


MARK	DATE	DESCRIPTION


LOT NUMBER: 109
DRAWN BY: TEAM AUSTRIA
CHECKED BY: CHECKER
COPYRIGHT: VIENNA UNIVERSITY OF TECHNOLOGY

SHEET TITLE
LIQUID LOCATION AND SPILL CONTAINMENT

H-101



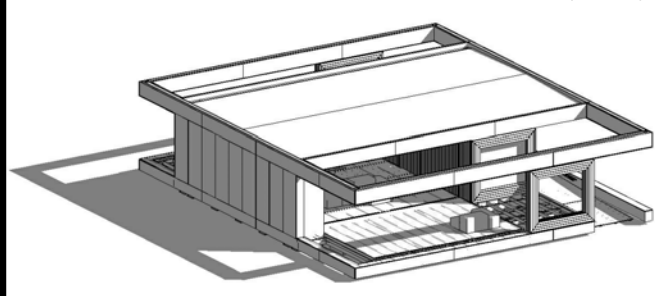
A1 I-101 - INTERIOR DESIGN PLAN
1:48



TEAM NAME: VUT TEAM AUSTRIA
 ADDRESS: FLORAGASSE 7 / 4 / ZI 407
 AUSTRIA
 CONTACT: OFFICE@SOLARDECATHLON.AT
 WWW.SOLARDECATHLON.AT

CONSULTANTS

ALL PLANS ARE DRAWN IN METRIC SYSTEM (M/CM)



CLIENT
 U.S. DEPARTMENT OF ENERGY
 SOLAR DECATHLON 2013
 WWW.SOLARDECATHLON.GOV



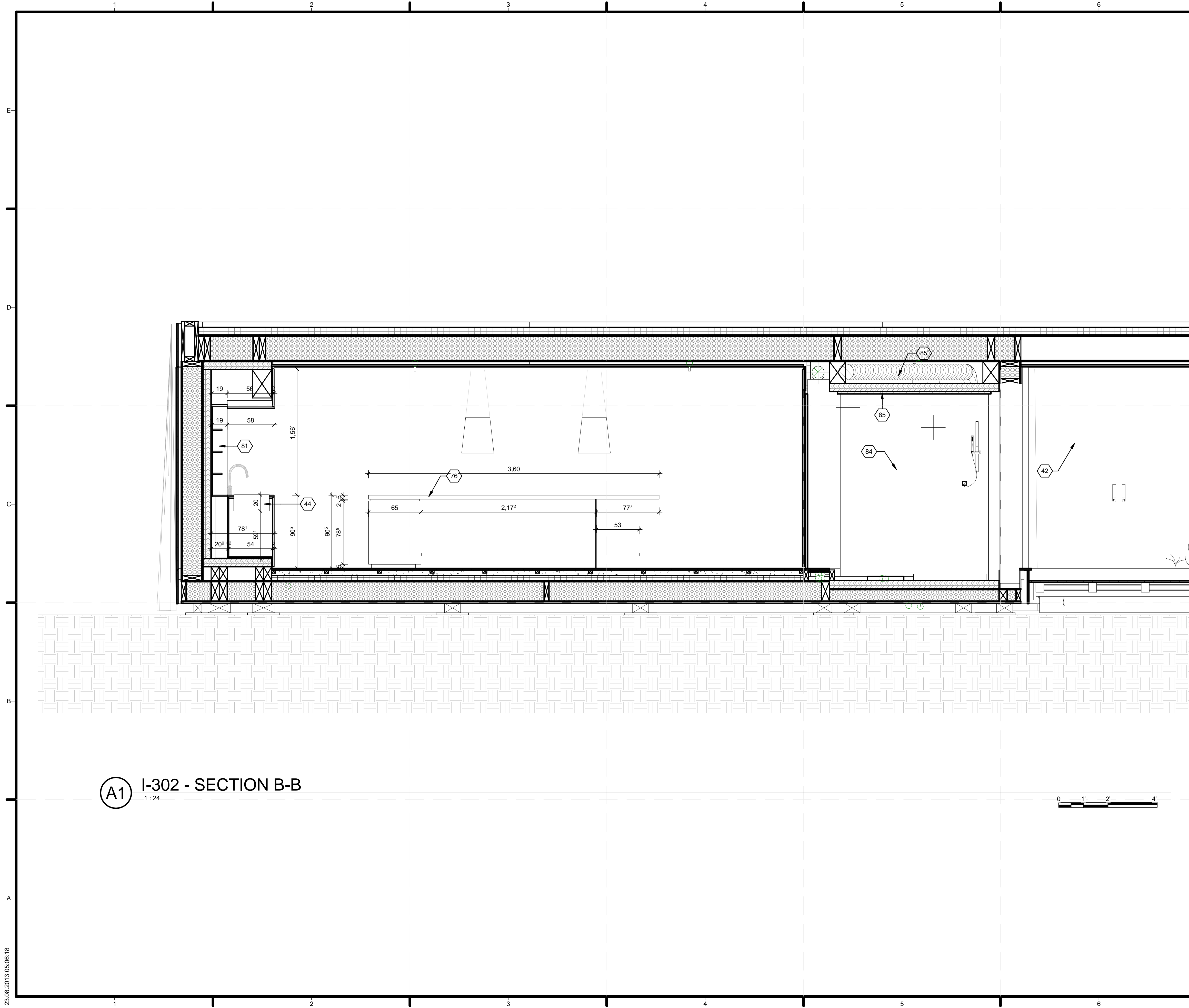
MARK	DATE	DESCRIPTION
------	------	-------------

LOT NUMBER: 109
 DRAWN BY: TEAM AUSTRIA
 CHECKED BY: CHECKER
 COPYRIGHT: VIENNA UNIVERSITY OF TECHNOLOGY

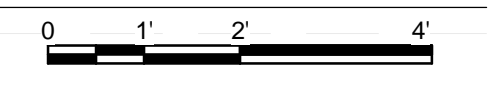
SHEET TITLE
INTERIOR DESIGN PLAN

I-101

23.08.2013 05:06:12



(A1) I-302 - SECTION B-B
1:24




GENERAL SHEET NOTES

REFERENCE KEYNOTES

SHEET KEYNOTES

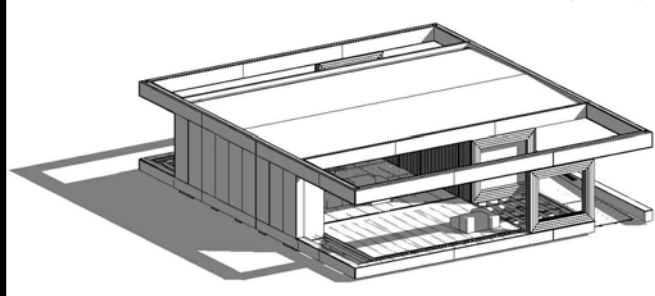
42	SHOWER
44	SINK
76	OAK DINING TABLE WITH INTEGRATED OVEN (ELEKTRABREGENZ BE 32060 X) AND CERAMIC HOB (ELEKTRABREGENZ MISS 6081)
81	SUSTAINABLE FOOD STORAGE PROVIDING ACCURATE STORAGE THEREFOR LONGER LIFE OF GOODS
84	CORIAN PLATE
85	BARK PLATE WALL PANELING



TEAM NAME: VUT TEAM AUSTRIA
 ADDRESS: FLORAGASSE 7 / 4 / ZI 407
 AUSTRIA
 CONTACT: OFFICE@SOLARDECATHLON.AT
 WWW.SOLARDECATHLON.AT

CONSULTANTS

ALL PLANS ARE DRAWN IN METRIC SYSTEM (M/CM)



CLIENT
 U.S. DEPARTMENT OF ENERGY
 SOLAR DECATHLON 2013
 WWW.SOLARDECATHLON.GOV

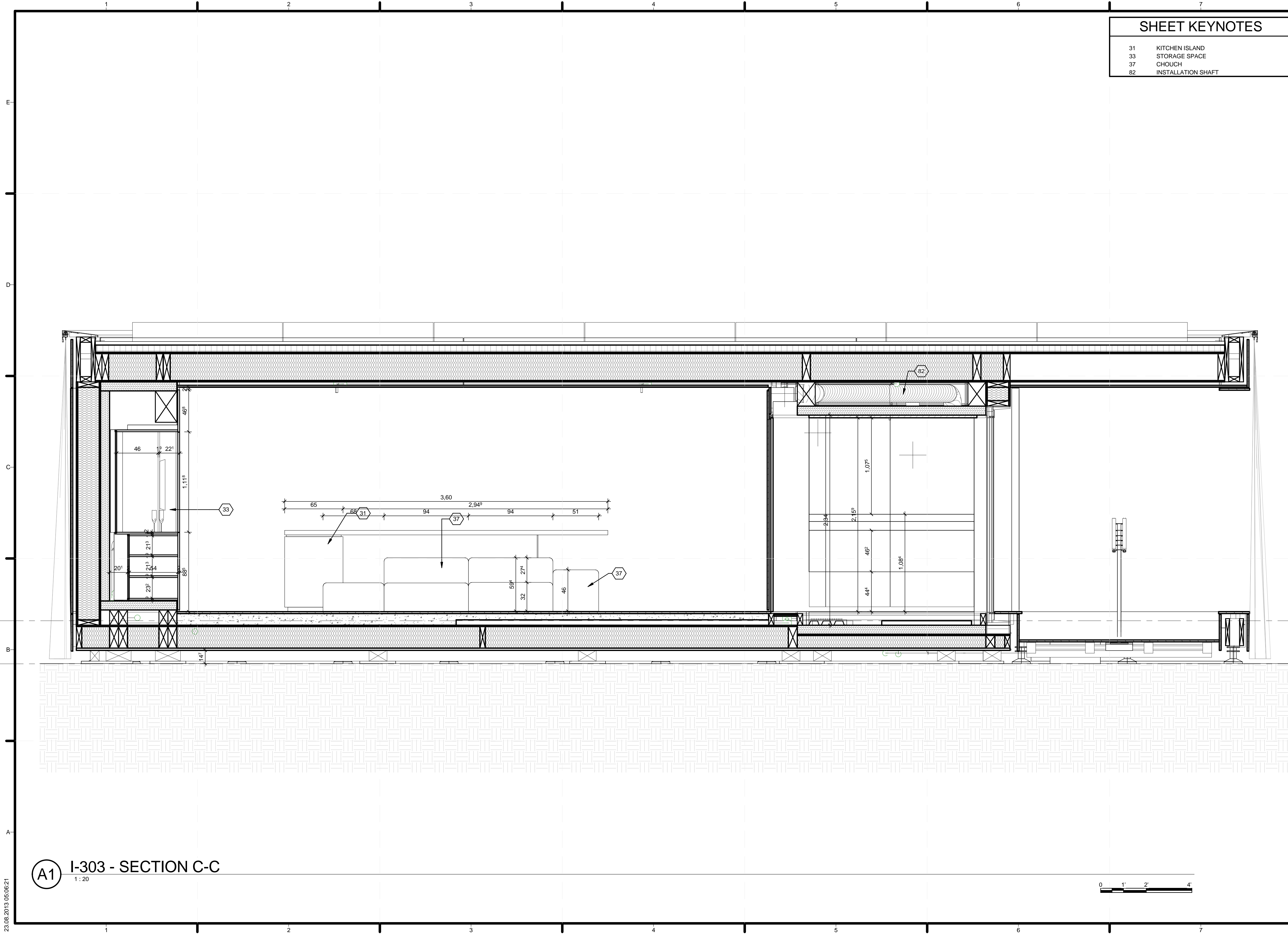


MARK	DATE	DESCRIPTION


LOT NUMBER: 109
 DRAWN BY: TEAM AUSTRIA
 CHECKED BY: CHECKER
 COPYRIGHT: VIENNA UNIVERSITY OF TECHNOLOGY

SHEET TITLE
INTERIOR SECTION

I-302



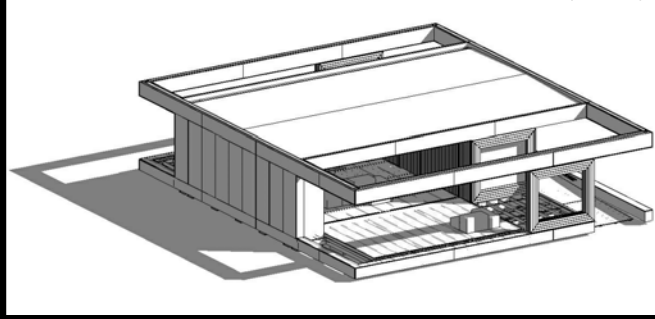
SHEET KEYNOTES	
31	KITCHEN ISLAND
33	STORAGE SPACE
37	CHOUCH
82	INSTALLATION SHAFT



TEAM NAME: VUT TEAM AUSTRIA
 ADDRESS: FLORAGASSE 7 / 4 / ZI 407
 1040 VIENNA
 AUSTRIA
 CONTACT: OFFICE@SOLARDECATHLON.AT
 WWW.SOLARDECATHLON.AT

CONSULTANTS

ALL PLANS ARE DRAWN IN
 METRIC SYSTEM (M/CM)



CLIENT
 U.S. DEPARTMENT OF ENERGY
 SOLAR DECATHLON 2013
 WWW.SOLARDECATHLON.GOV



Finish Level TOP
 0.95
 B GROUND
 CONTACT 2
 -0.575

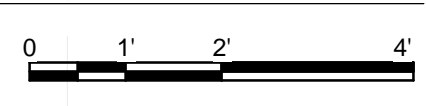
MARK	DATE	DESCRIPTION

LOT NUMBER: 109
 DRAWN BY: TEAM AUSTRIA
 CHECKED BY: CHECKER
 COPYRIGHT: VIENNA UNIVERSITY OF TECHNOLOGY

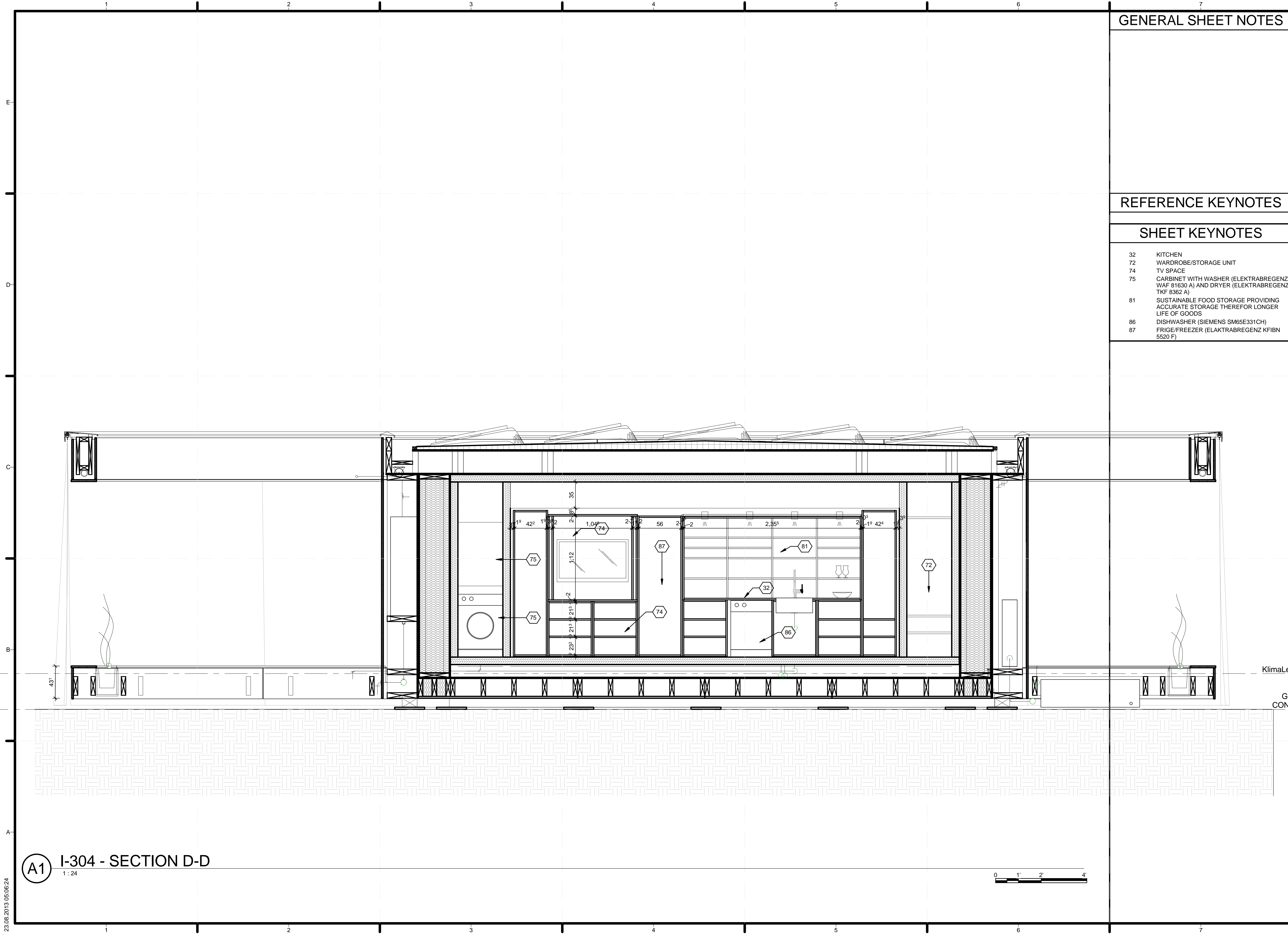
SHEET TITLE
INTERIOR SECTION

I-303

A1 I-303 - SECTION C-C
 1:20



23.08.2013 05:06:21




GENERAL SHEET NOTES

REFERENCE KEYNOTES

SHEET KEYNOTES

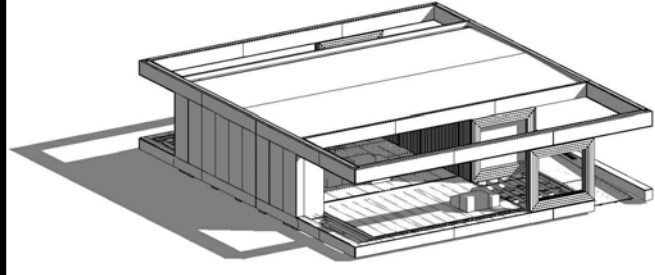
- 32 KITCHEN
- 72 WARDROBE/STORAGE UNIT
- 74 TV SPACE
- 75 CABINET WITH WASHER (ELEKTRABREGENZ WAF 81630 A) AND DRYER (ELEKTRABREGENZ TKF 8362 A)
- 81 SUSTAINABLE FOOD STORAGE PROVIDING ACCURATE STORAGE THEREFOR LONGER LIFE OF GOODS
- 86 DISHWASHER (SIEMENS SM65E331CH)
- 87 FRIGGE/FREEZER (ELAKTRABREGENZ KFIBN 5520 F)



TEAM NAME: VUT TEAM AUSTRIA
 ADDRESS: FLORAGASSE 7 / 4 / ZI 407
 1040 VIENNA
 AUSTRIA
 CONTACT: OFFICE@SOLARDECATHLON.AT
 WWW.SOLARDECATHLON.AT

CONSULTANTS

ALL PLANS ARE DRAWN IN METRIC SYSTEM (M/CM)



CLIENT
 U.S. DEPARTMENT OF ENERGY
 SOLAR DECATHLON 2013
 WWW.SOLARDECATHLON.GOV



KlimaLevel TOP -95

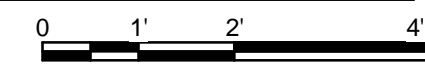
GROUND MARK CONTACT 2 575

LOT NUMBER:	109
DRAWN BY:	TEAM AUSTRIA
CHECKED BY:	CHECKER
COPYRIGHT:	VIENNA UNIVERSITY OF TECHNOLOGY

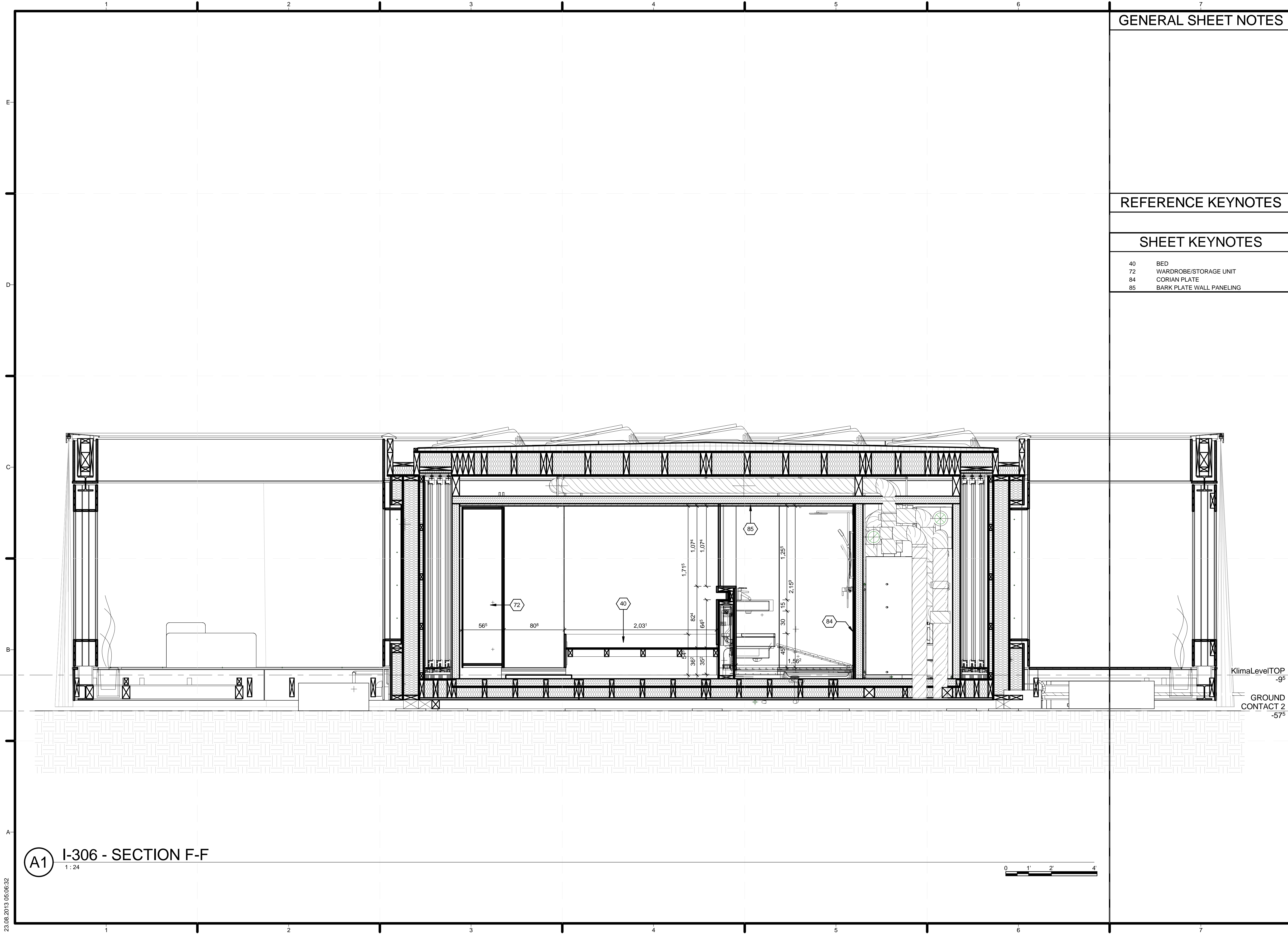
SHEET TITLE
 INTERIOR SECTION

I-304

(A1) I-304 - SECTION D-D
 1:24



23.08.2013 05:06:24




GENERAL SHEET NOTES

REFERENCE KEYNOTES

SHEET KEYNOTES

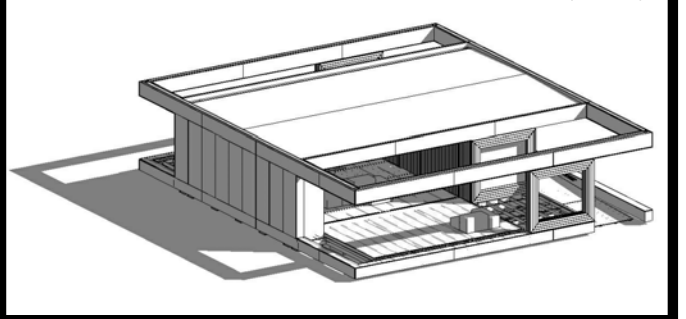
- 40 BED
- 72 WARDROBE/STORAGE UNIT
- 84 CORIAN PLATE
- 85 BARK PLATE WALL PANELING



TEAM NAME: VUT TEAM AUSTRIA
 ADDRESS: FLORAGASSE 7 / 4 / ZI 407
 1040 VIENNA
 AUSTRIA
 CONTACT: OFFICE@SOLARDECATHLON.AT
 WWW.SOLARDECATHLON.AT

CONSULTANTS

ALL PLANS ARE DRAWN IN
 METRIC SYSTEM (M/CM)



CLIENT
 U.S. DEPARTMENT OF ENERGY
 SOLAR DECATHLON 2013
 WWW.SOLARDECATHLON.GOV

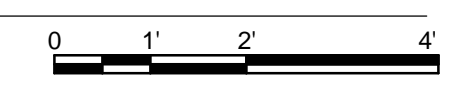


MARK	DATE	DESCRIPTION
LOT NUMBER:	109	
DRAWN BY:	TEAM AUSTRIA	
CHECKED BY:	CHECKER	
COPYRIGHT:	VIENNA UNIVERSITY OF TECHNOLOGY	

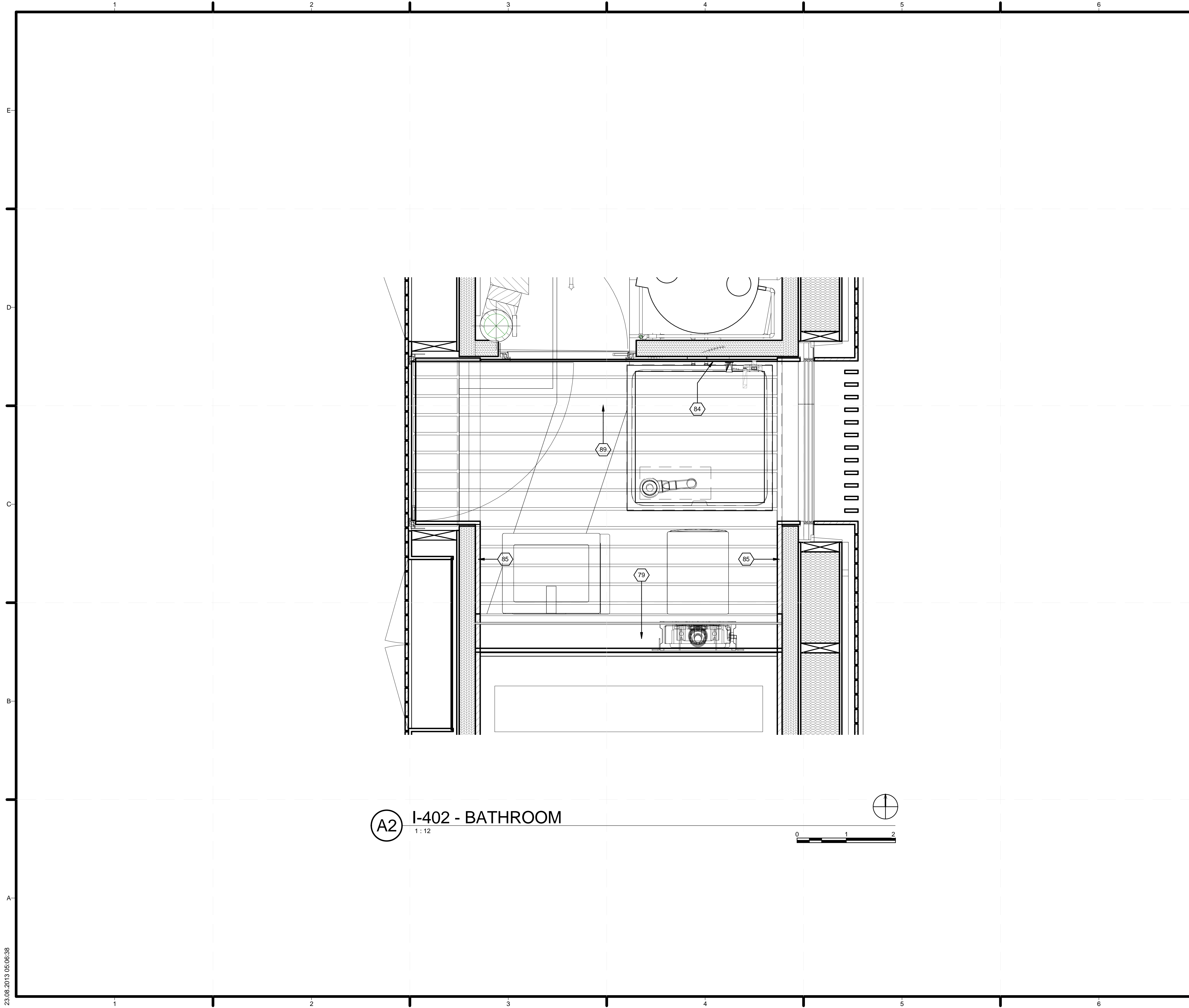
SHEET TITLE
 INTERIOR SECTION

I-306

(A1) I-306 - SECTION F-F
 1:24



23.08.2013 05:06:32




A2 I-402 - BATHROOM
1:12

GENERAL SHEET NOTES

REFERENCE KEYNOTES

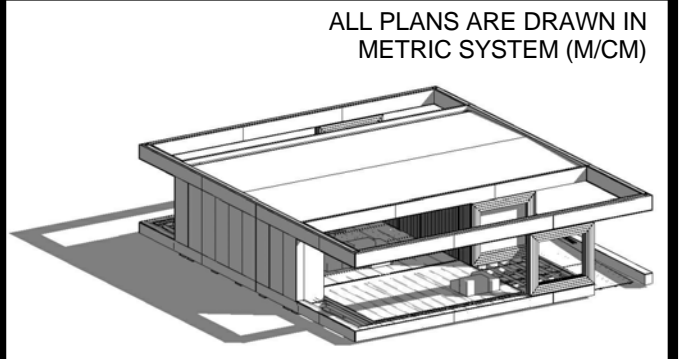
SHEET KEYNOTES

- 79 PLUMBING WALL WITH STORAGE ON BEDROOM SIDE
- 84 CORIAN PLATE
- 85 BARK PLATE WALL PANELING
- 89 THERMAL TREATED ASH TREE



TEAM NAME: VUT TEAM AUSTRIA
 ADDRESS: FLORAGASSE 7 / 4 / ZI 407
 1040 VIENNA
 AUSTRIA
 CONTACT: OFFICE@SOLARDECATHLON.AT
 WWW.SOLARDECATHLON.AT

CONSULTANTS



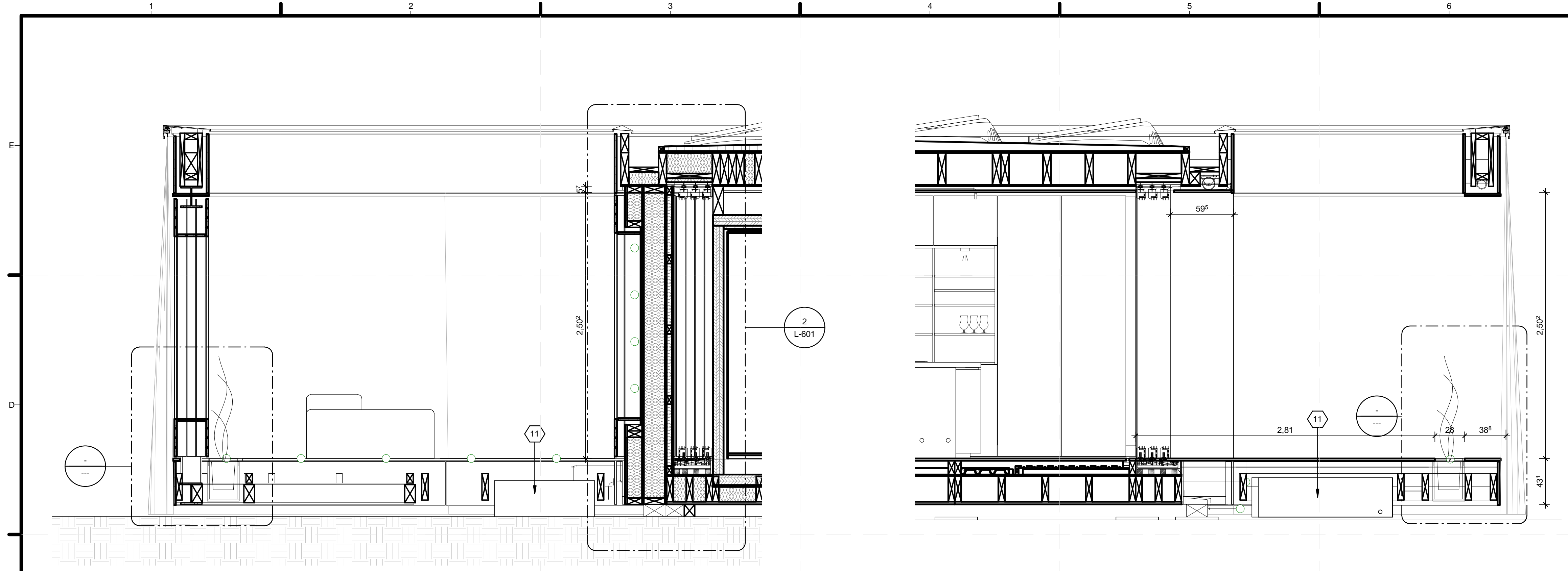
CLIENT
 U.S. DEPARTMENT OF ENERGY
 SOLAR DECATHLON 2013
 WWW.SOLARDECATHLON.GOV



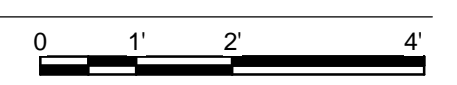
MARK	DATE	DESCRIPTION

SHEET TITLE
BATHROOM PLAN

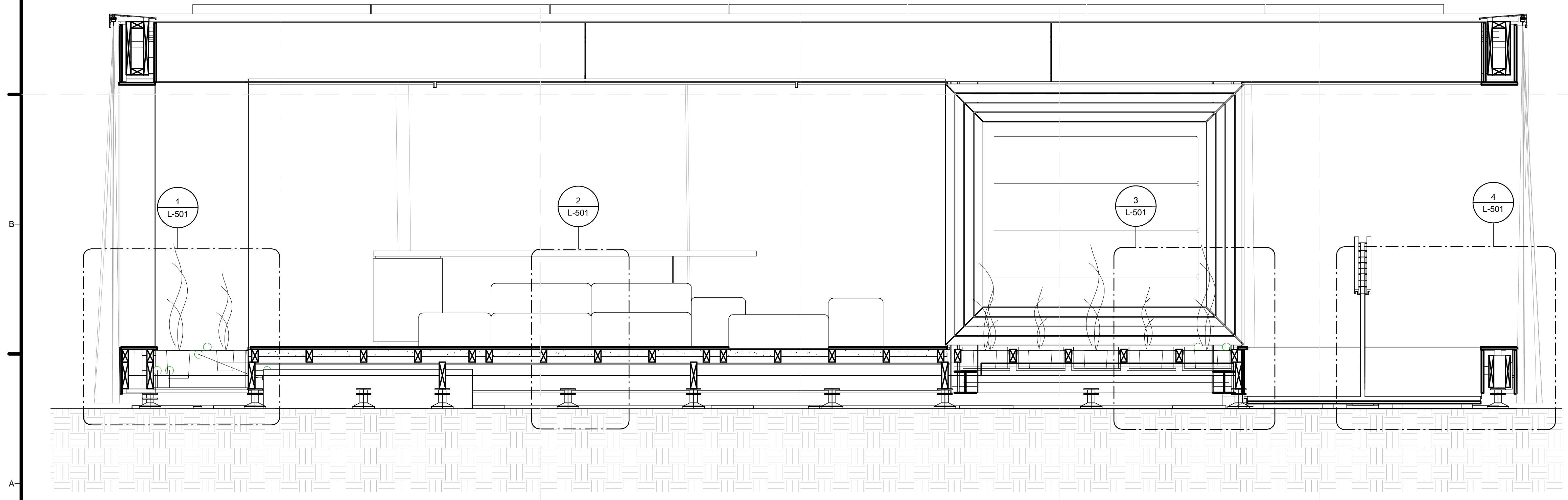
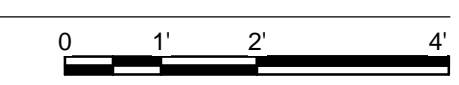
I-402



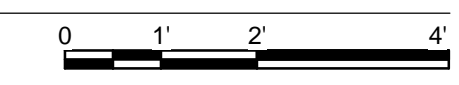
C1 L-302 Section 2
1:24



C4 L-302 Section 1
1:24



A1 L-302 Section 4
1:24




GENERAL SHEET NOTES

REFERENCE KEYNOTES

SHEET KEYNOTES

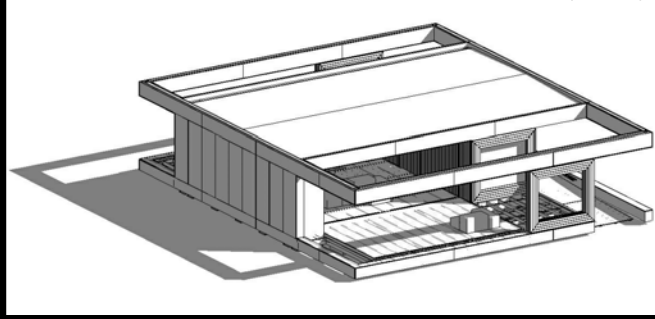
11 WATER TANK UNDER THE TERRACE
CONSTRUCTION ARE ALWAYS IN THE SHADE



TEAM NAME: VUT TEAM AUSTRIA
ADDRESS: FLORAGASSE 7 / 4 / ZI 407
1040 VIENNA
AUSTRIA
CONTACT: OFFICE@SOLARDECATHLON.AT
WWW.SOLARDECATHLON.AT

CONSULTANTS

ALL PLANS ARE DRAWN IN
METRIC SYSTEM (M/CM)



CLIENT
U.S. DEPARTMENT OF ENERGY
SOLAR DECATHLON 2013
WWW.SOLARDECATHLON.GOV



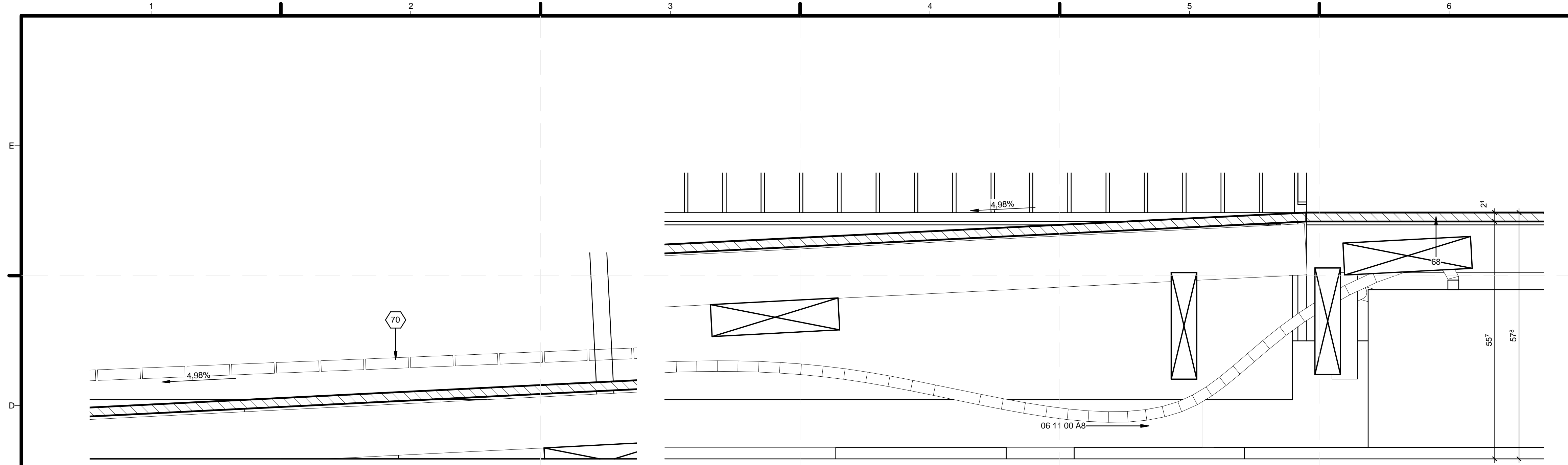
MARK	DATE	DESCRIPTION

LOT NUMBER: 109
DRAWN BY: TEAM AUSTRIA
CHECKED BY: CHECKER
COPYRIGHT: VIENNA UNIVERSITY OF
TECHNOLOGY

SHEET TITLE

SECTION DECK


L-302



GENERAL SHEET NOTES

REFERENCE KEYNOTES

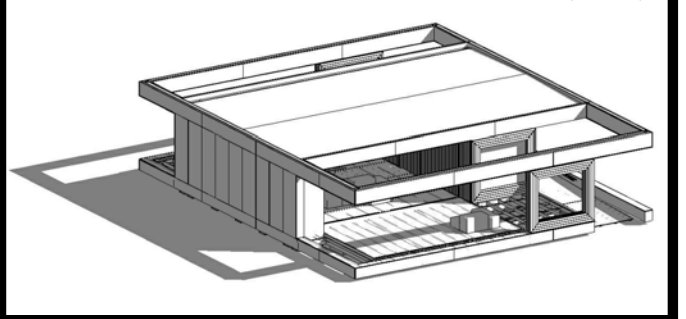
- 06 11 00 A2 FINGER-JOINTED SOLID CONSTRUCTION
TIMBER: 120X60MM/4.72x2.36IN
- 06 11 00 A8 FINGER-JOINTED SOLID CONSTRUCTION
TIMBER: 180X100MM/7.08x3.93IN
- 06 18 13 A2 GLUED-LAMINATED BEAM:
350X240MM/13.77x9.44IN
- 09 74 13 A4 WOOD WALL COVERINGS: 19MM/0.75IN



TEAM NAME: VUT TEAM AUSTRIA
 ADDRESS: FLORAGASSE 7 / 4 / ZI 407
 1040 VIENNA
 AUSTRIA
 CONTACT: OFFICE@SOLARDECATHLON.AT
 WWW.SOLARDECATHLON.AT

CONSULTANTS

ALL PLANS ARE DRAWN IN
 METRIC SYSTEM (M/CM)



CLIENT
 U.S. DEPARTMENT OF ENERGY
 SOLAR DECATHLON 2013
 WWW.SOLARDECATHLON.GOV



SHEET KEYNOTES

- 68 ALL TURNING CIRCLES COMPLIANT WITH ICC
A117.1-2009 SECTION 304.3.1
- 70 SLOPE OF RAMP COMPLIANT WITH ICC
A117.1-2009 SECTION 405.2

MARK DATE DESCRIPTION

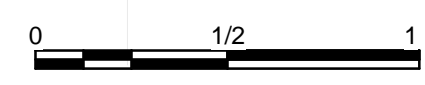
LOT NUMBER: 109
 DRAWN BY: TEAM AUSTRIA
 CHECKED BY: CHECKER
 COPYRIGHT: VIENNA UNIVERSITY OF
 TECHNOLOGY

SHEET TITLE

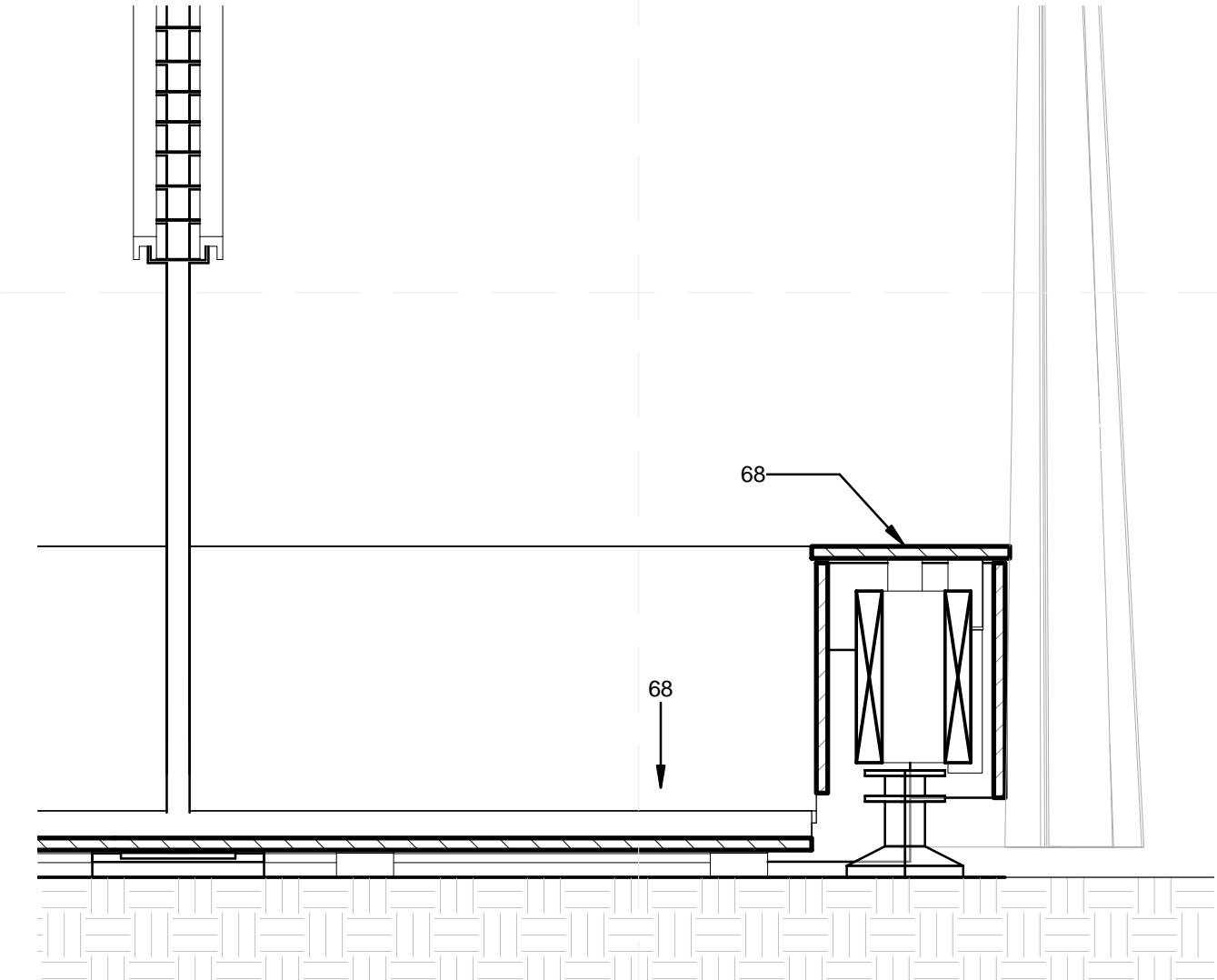
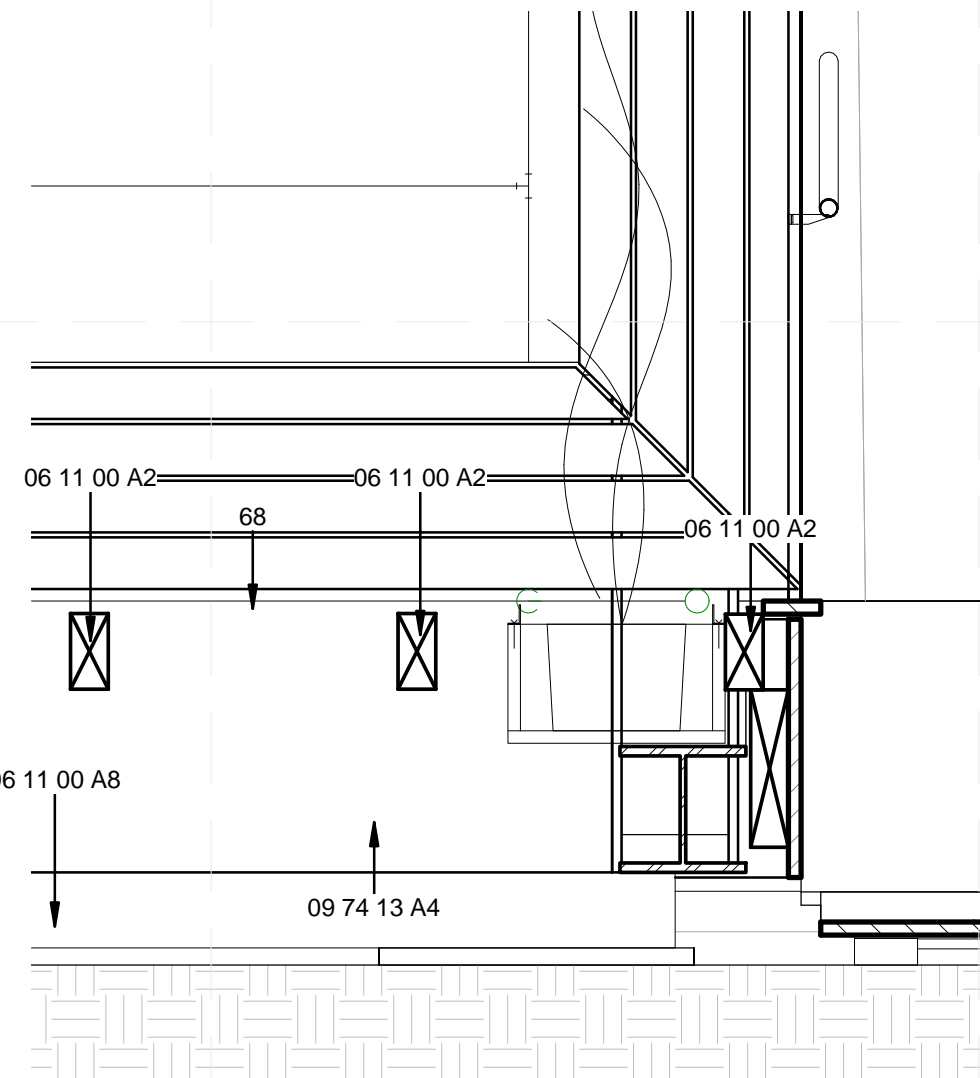
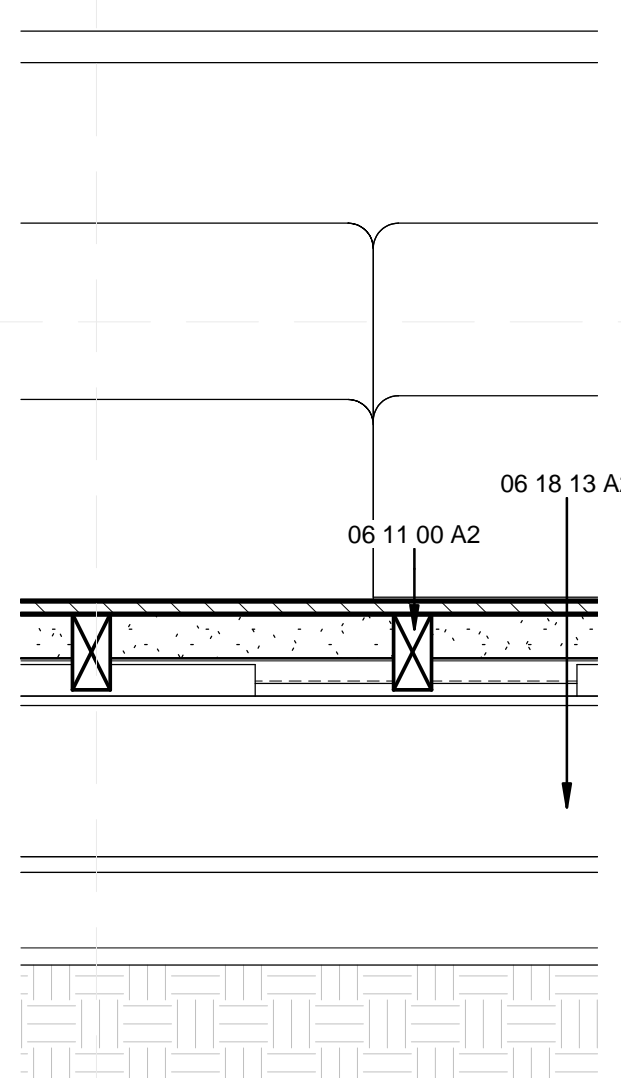
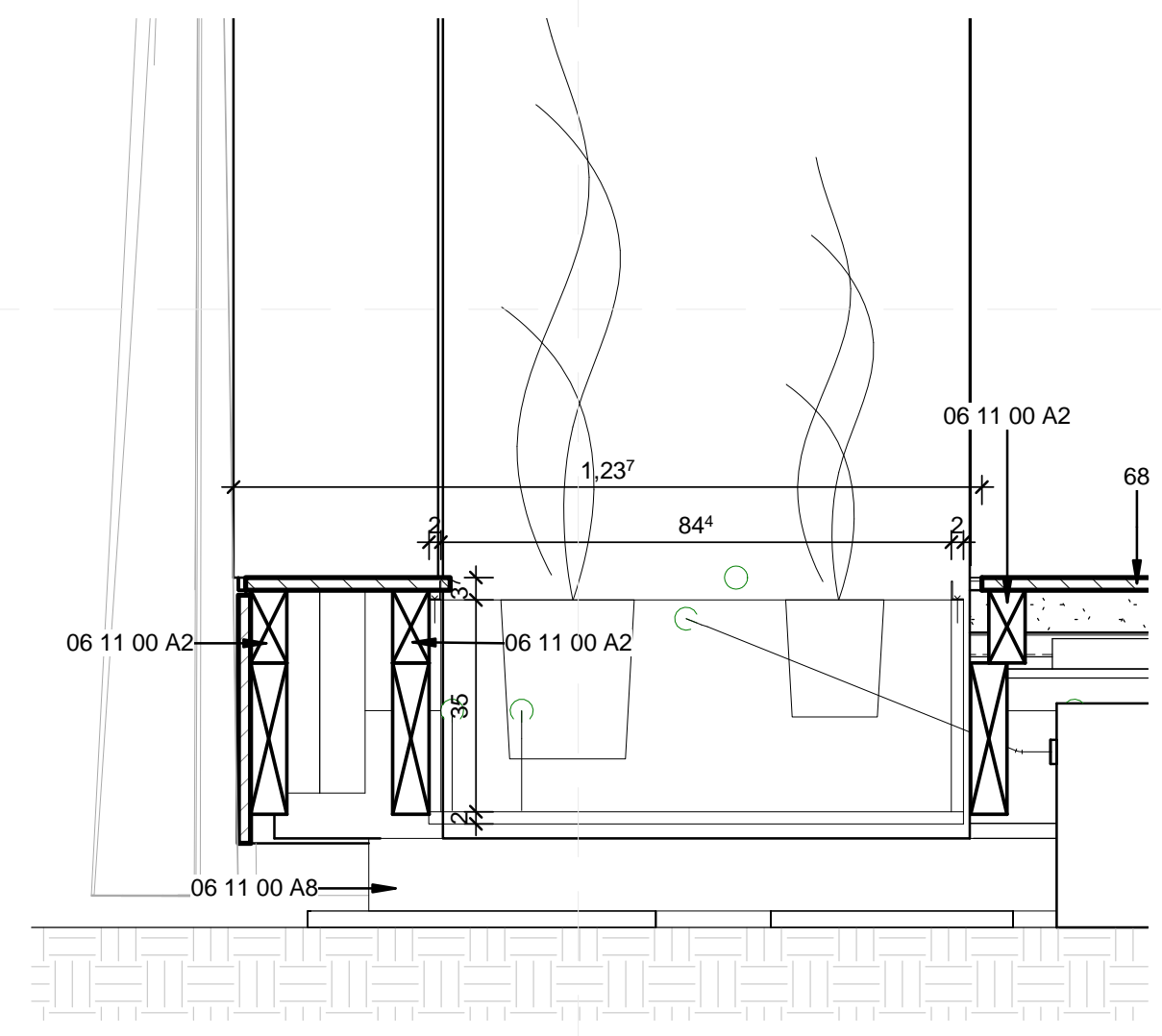
LANDSCAPE
 DETAILS

L-501

A1 L-501_00 Section 3_01
 1:6



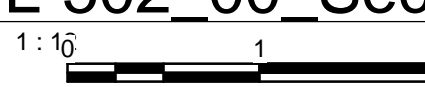
A3 L-501_00 Section 3_02
 1:6



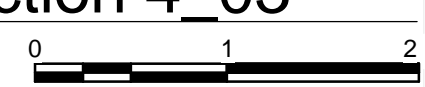
1 L-502_00 Section 4_01
 1:12



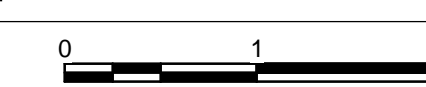
2 L-502_00 Section 4_02


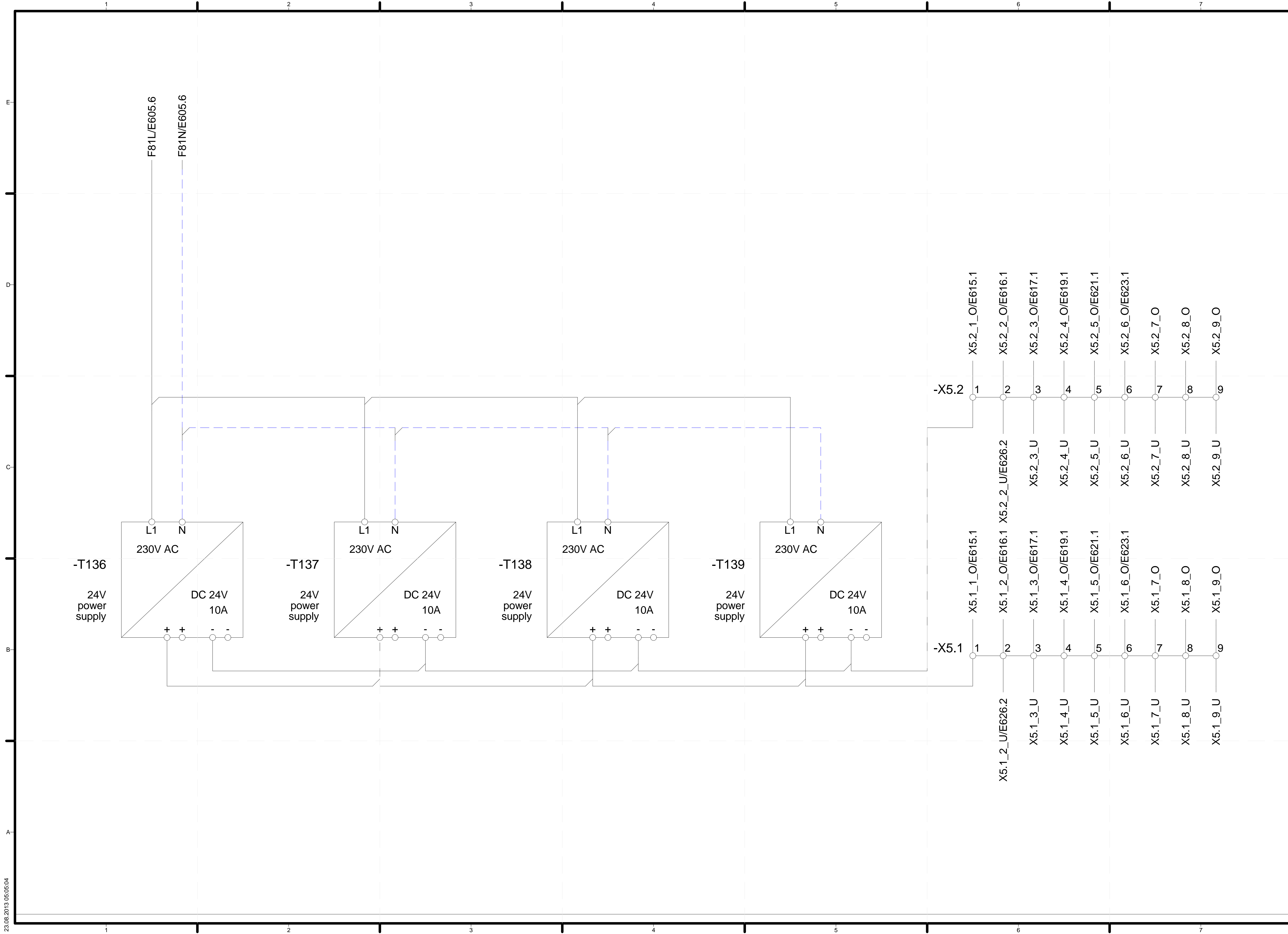


3 L-502_00 Section 4_03
 1:12



4 L-502_00 Section 4_04
 1:12

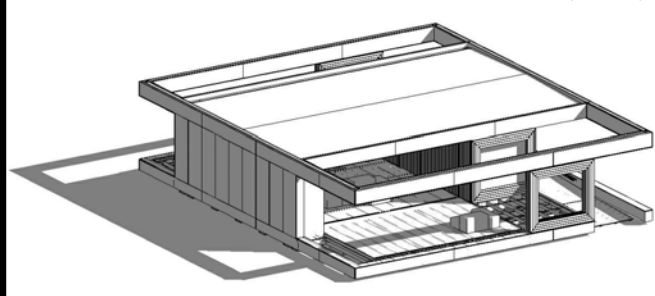




TEAM NAME: VUT TEAM AUSTRIA
 ADDRESS: FLORAGASSE 7 / 4 / ZI 407
 1040 VIENNA
 AUSTRIA
 CONTACT: OFFICE@SOLARDECATHLON.AT
 WWW.SOLARDECATHLON.AT

CONSULTANTS

ALL PLANS ARE DRAWN IN METRIC SYSTEM (M/CM)



CLIENT
 U.S. DEPARTMENT OF ENERGY
 SOLAR DECATHLON 2013
 WWW.SOLARDECATHLON.GOV




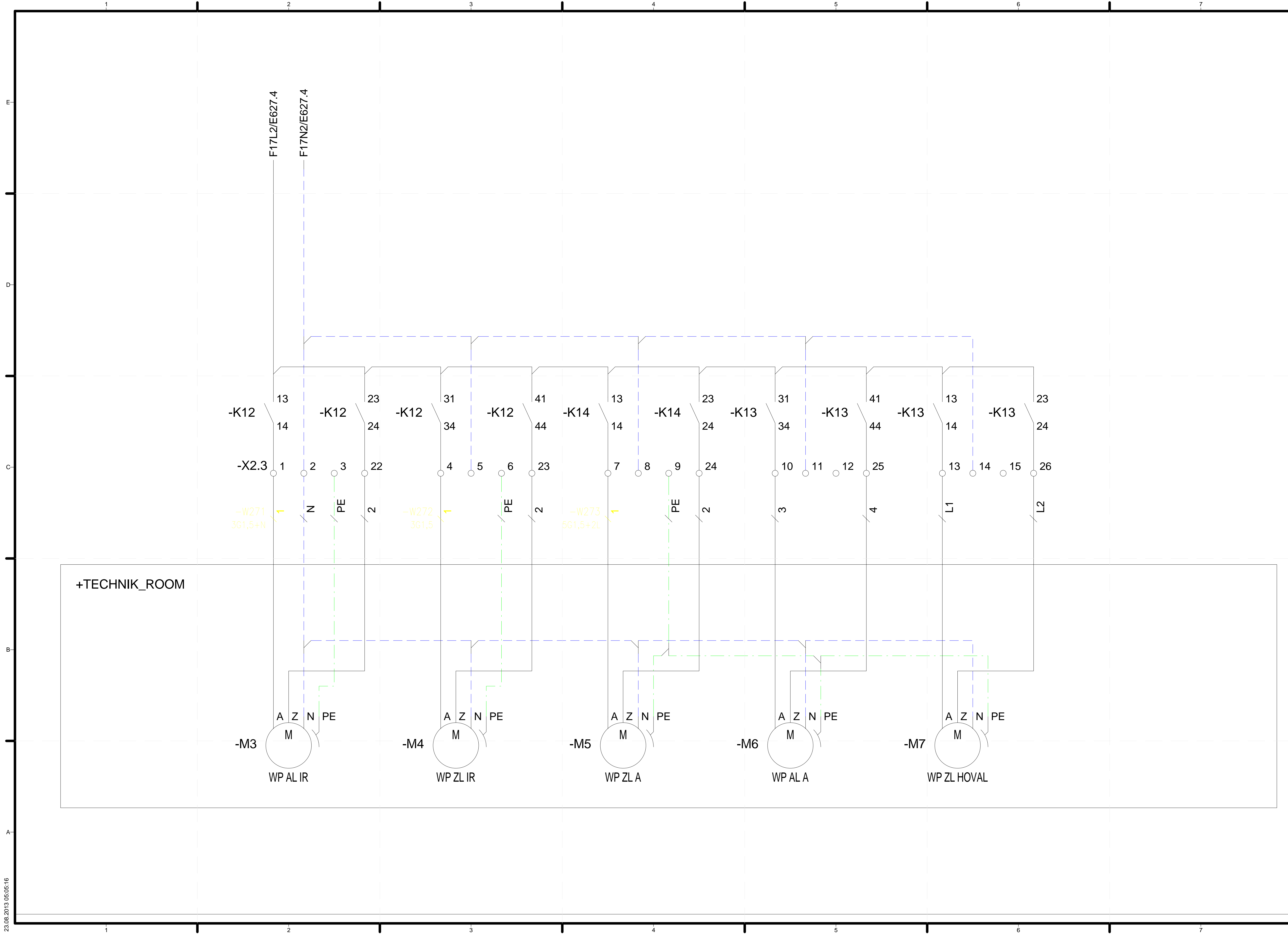
MARK	DATE	DESCRIPTION

LOT NUMBER: 109
 DRAWN BY: TEAM AUSTRIA
 CHECKED BY: CHECKER
 COPYRIGHT: VIENNA UNIVERSITY OF TECHNOLOGY

SHEET TITLE

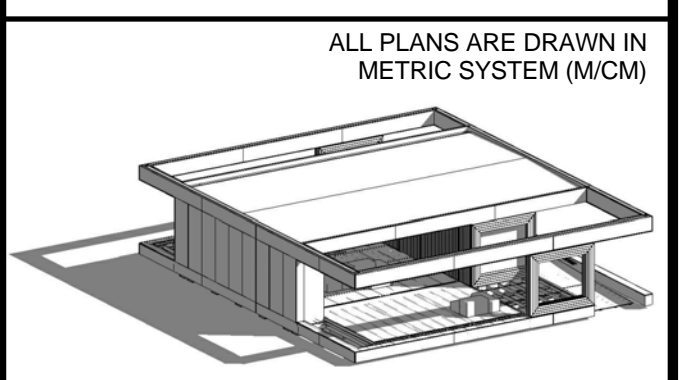
THREE-WIRE DIAGRAMM LOAD CENTER

E-607



TEAM NAME: VUT TEAM AUSTRIA
 ADDRESS: FLORAGASSE 7 / 4 / ZI 407
 1040 VIENNA
 AUSTRIA
 CONTACT: OFFICE@SOLARDECATHLON.AT
 WWW.SOLARDECATHLON.AT

CONSULTANTS



CLIENT
 U.S. DEPARTMENT OF ENERGY
 SOLAR DECATHLON 2013
 WWW.SOLARDECATHLON.GOV




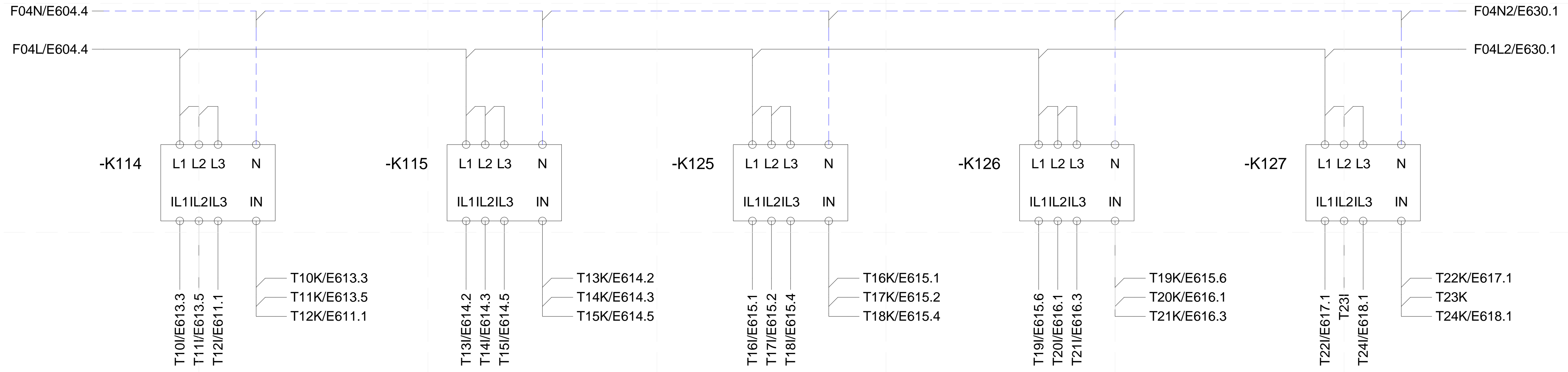
MARK	DATE	DESCRIPTION

LOT NUMBER: 109
 DRAWN BY: TEAM AUSTRIA
 CHECKED BY: CHECKER
 COPYRIGHT: VIENNA UNIVERSITY OF TECHNOLOGY

SHEET TITLE
**THREE-WIRE
 DIAGRAMM
 TECHNICAL ROOM**

E-628

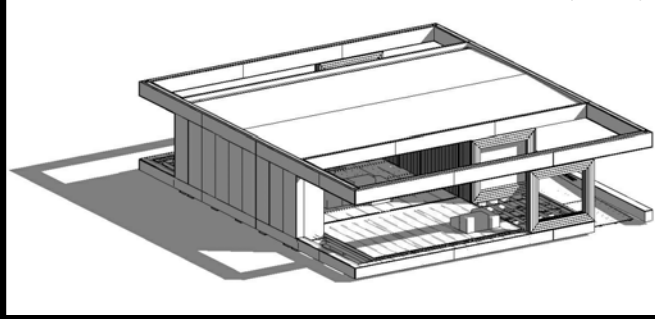
KL3403 power measurement terminals



TEAM NAME: VUT TEAM AUSTRIA
 ADDRESS: FLORAGASSE 7 / 4 / ZI 407
 1040 VIENNA
 AUSTRIA
 CONTACT: OFFICE@SOLARDECATHLON.AT
 WWW.SOLARDECATHLON.AT

CONSULTANTS

ALL PLANS ARE DRAWN IN METRIC SYSTEM (M/CM)



CLIENT
 U.S. DEPARTMENT OF ENERGY
 SOLAR DECATHLON 2013
 WWW.SOLARDECATHLON.GOV

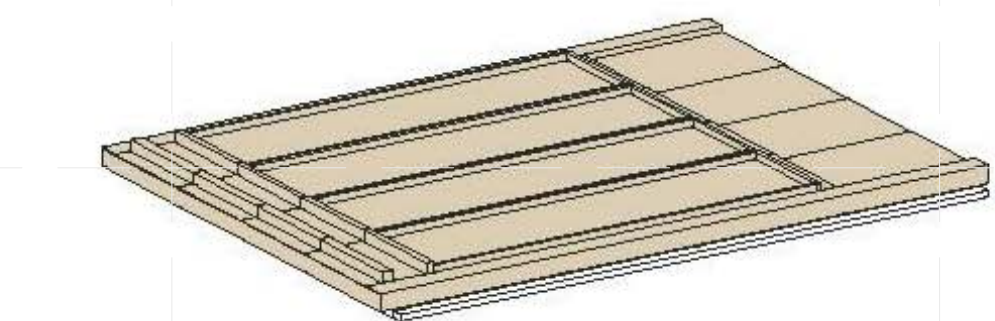


MARK	DATE	DESCRIPTION

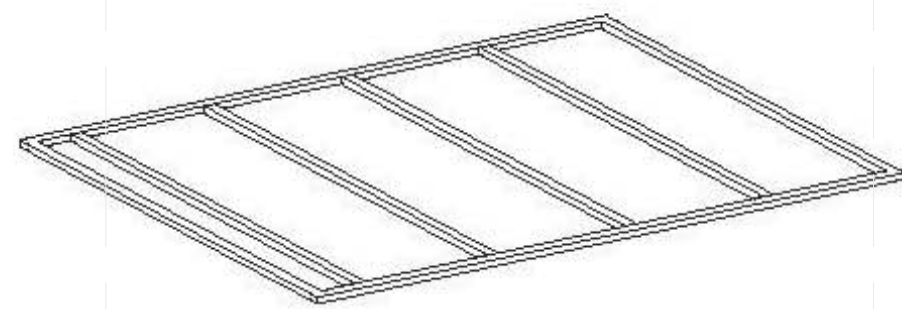
LOT NUMBER: 109
 DRAWN BY: TEAM AUSTRIA
 CHECKED BY: CHECKER
 COPYRIGHT: VIENNA UNIVERSITY OF TECHNOLOGY

SHEET TITLE
**THREE-WIRE
 DIAGRAMM POWER
 MEASUREMENT**

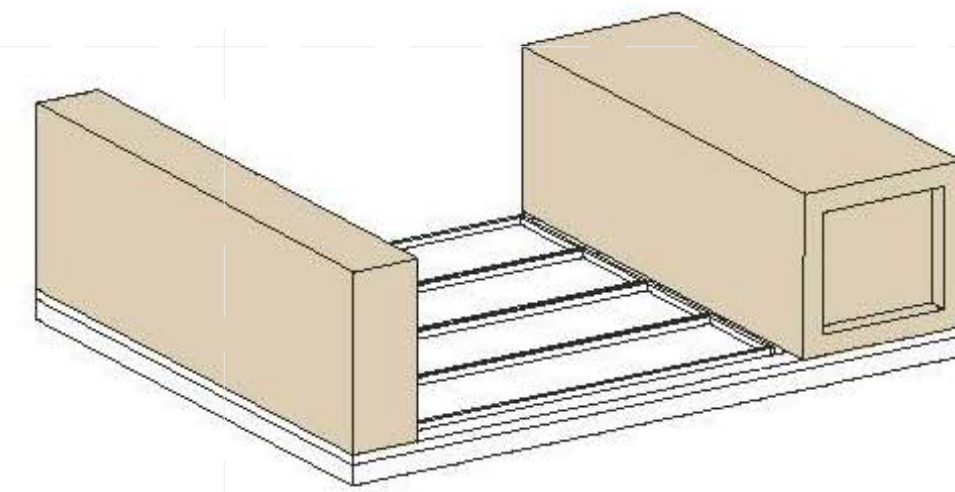
E-629



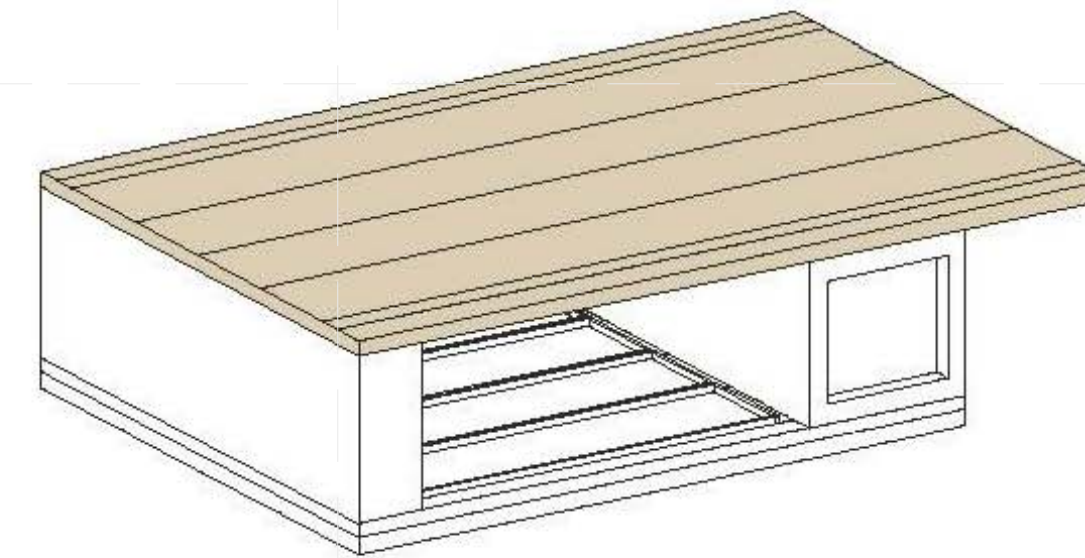
(2) - FLOOR MODULES



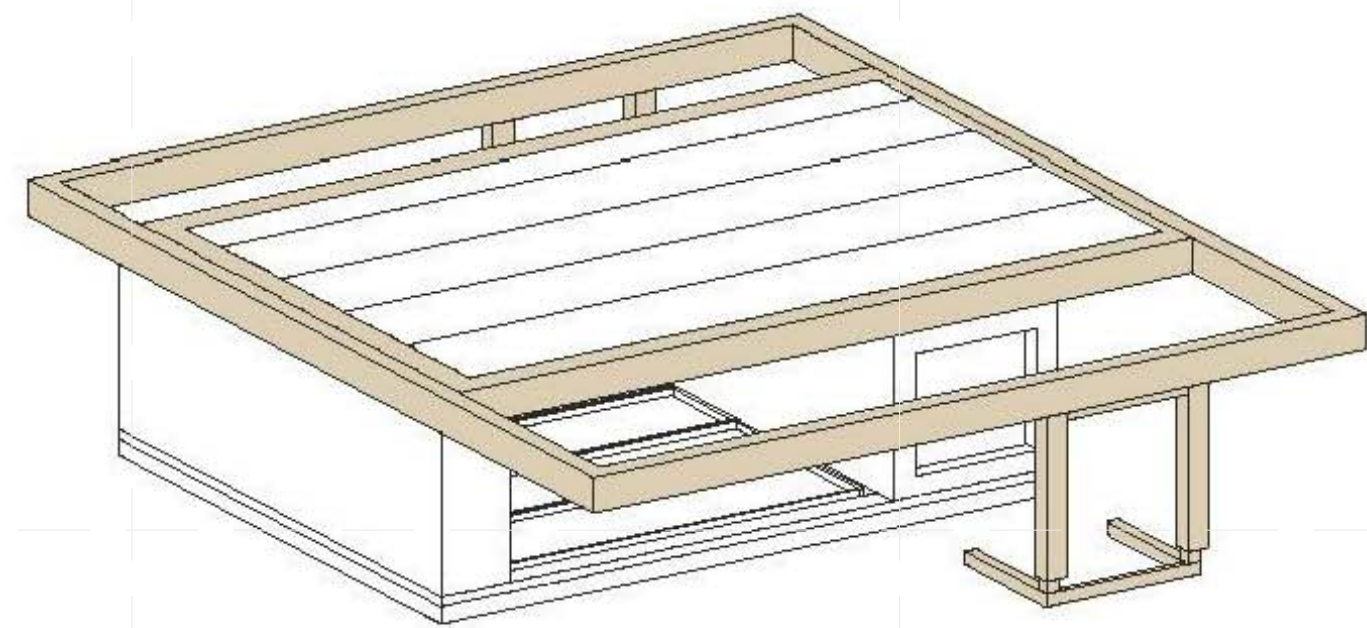
(1) - FOUNDATION



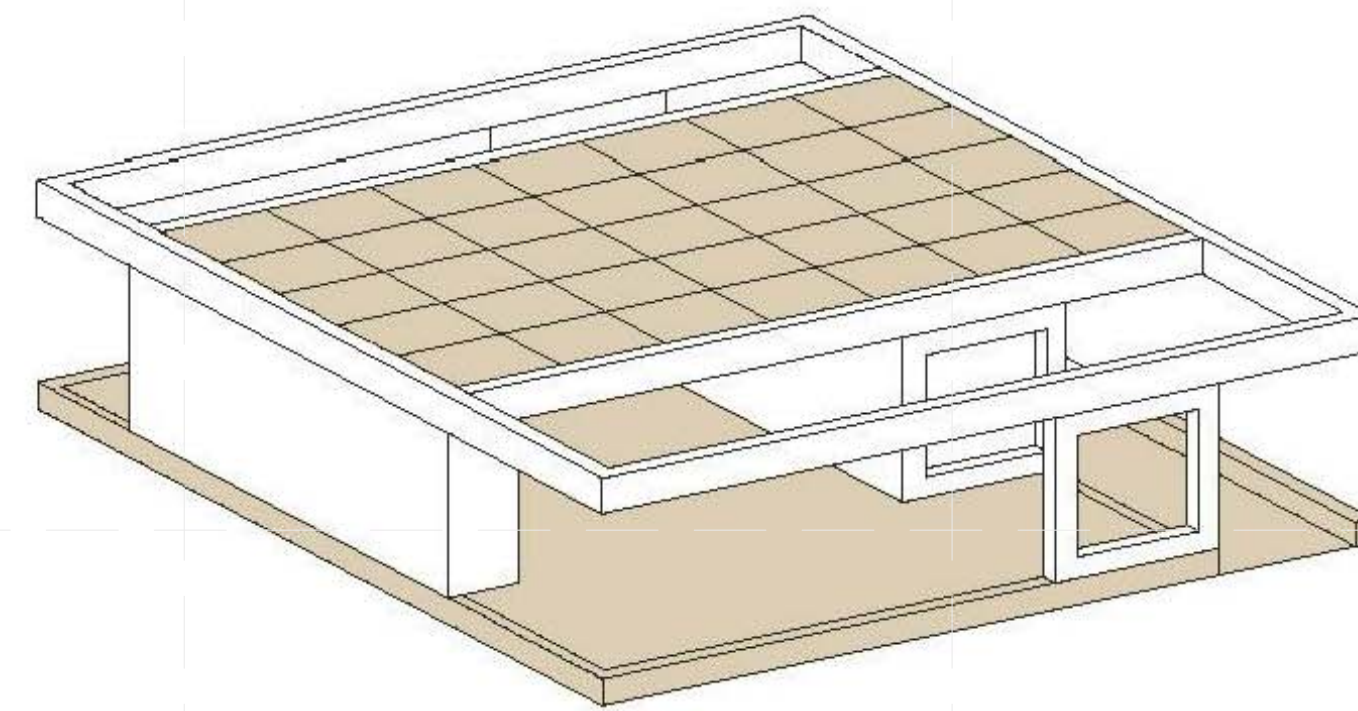
(3) - CORES



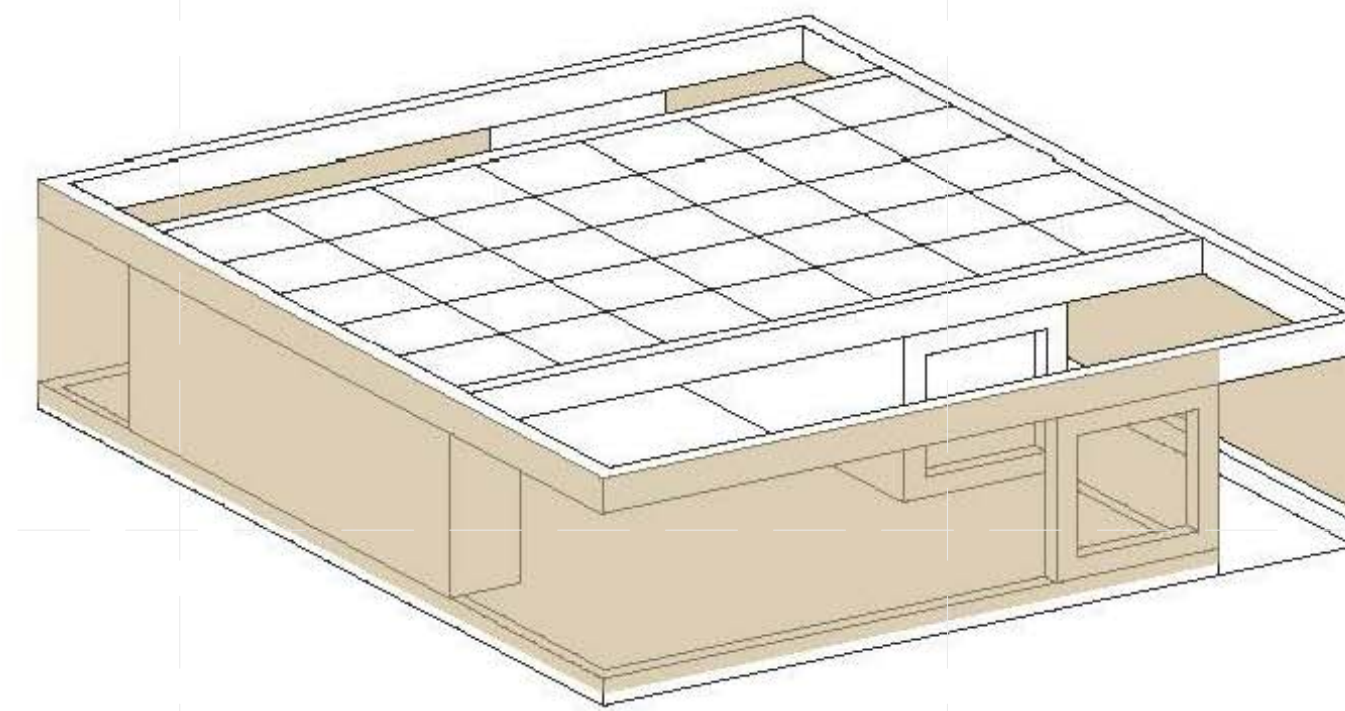
(4) - CEILING MODULES



(5) - CORNICE



(6) - PHOTOVOLTAIC + FLOORING




(7) - FACADE



ASSEMBLY PHASES

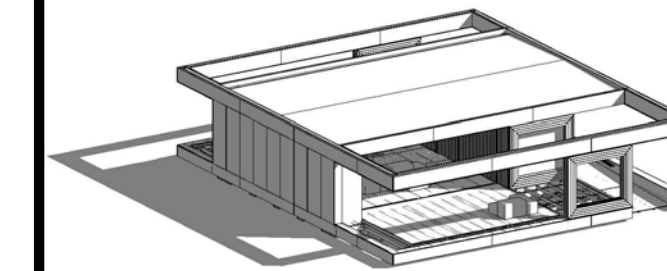
LISI UNDER CONSTRUCTION



TEAM NAME: VUT TEAM AUSTRIA
ADDRESS: FLORAGASSE 7 / 4 / ZI 407
1040 VIENNA
AUSTRIA
CONTACT: OFFICE@SOLARDECATHLON.AT
WWW.SOLARDECATHLON.AT

CONSULTANTS

ALL PLANS ARE DRAWN IN
METRIC SYSTEM (MCM)



CLIENT

U.S. DEPARTMENT OF ENERGY
SOLAR DECATHLON 2013
WWW.SOLARDECATHLON.GOV

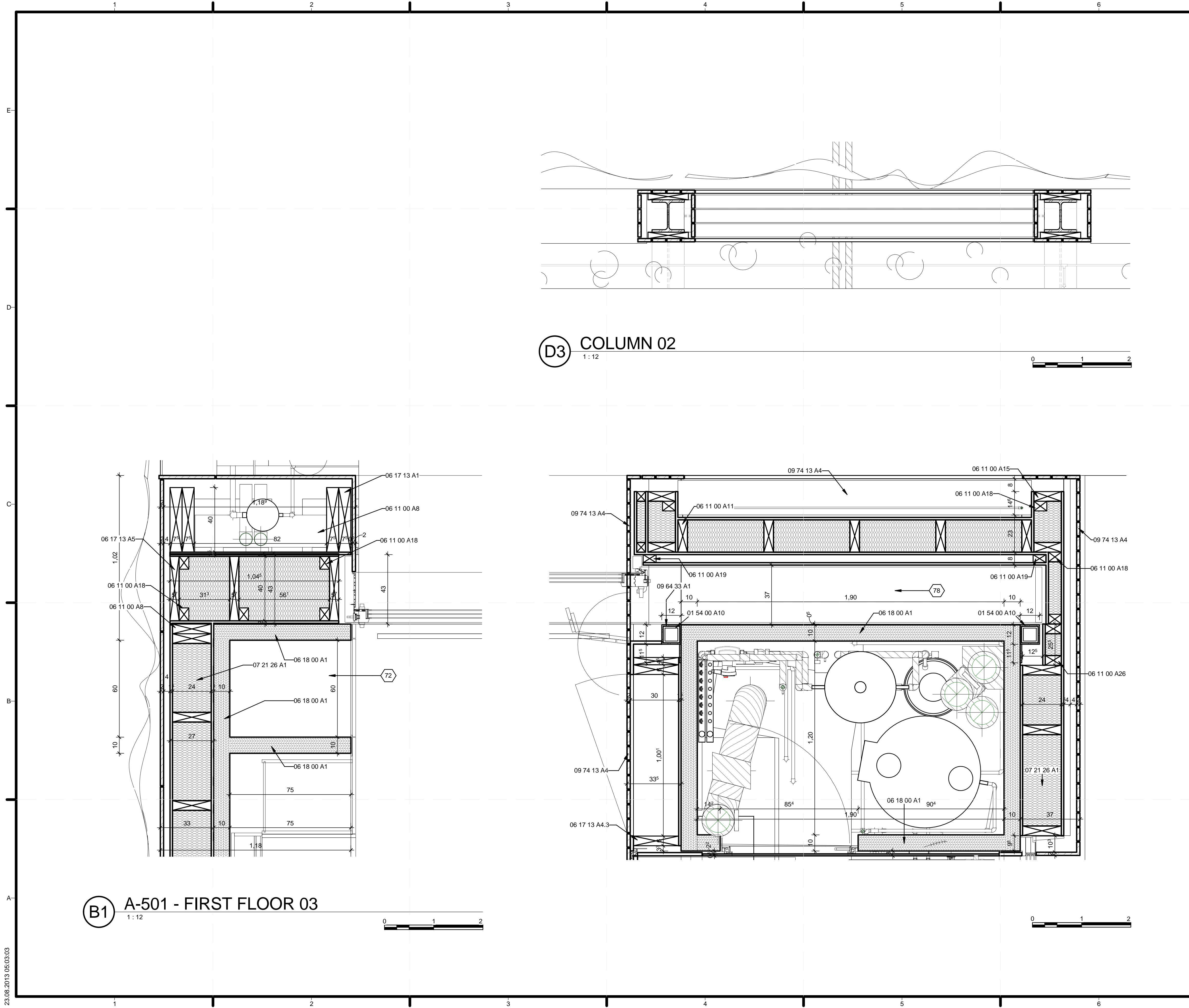


MARK DATE DESCRIPTION

LOT NUMBER: 109
DRAWN BY: TEAM AUSTRIA
CHECKED BY: CHECKER
COPYRIGHT: VIENNA UNIVERSITY OF
TECHNOLOGY

SHEET TITLE


CONSTRUCTION
SEQUENCE



GENERAL SHEET NOTES

REFERENCE KEYNOTES

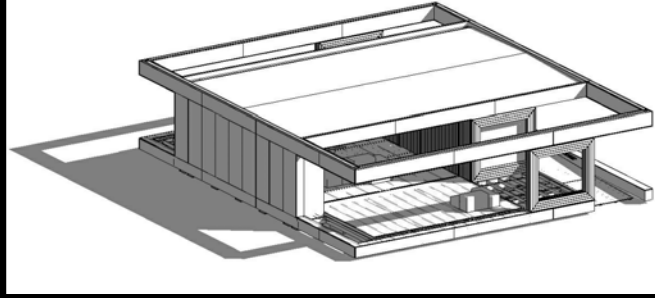
- 01 54 00 A10 RING NUT
- 06 11 00 A8 FINGER-JOINTED SOLID CONSTRUCTION
TIMBER: 180X100MM/7.08x3.93IN
- 06 11 00 A11 FINGER-JOINTED SOLID CONSTRUCTION
TIMBER: 200X60MM/7.87x2.36IN
- 06 11 00 A15 FINGER-JOINTED SOLID CONSTRUCTION
TIMBER: 280X120MM/11.02x4.72IN
- 06 11 00 A18 WOOD FRAMING: 80X60MM/3.14x2.36IN
- 06 11 00 A19 FINGER-JOINTED SOLID CONSTRUCTION
TIMBER: 100X60MM/3.93x2.36IN
- 06 17 13 A1 LAMINATED VENEER LUMBER BEAM:
400x75MM/15.74x2.95IN
- 06 17 13 A4.3 LAMINATED VENEER LUMBER BEAM:
280x60MM/11.02x2.36IN
- 06 17 13 A5 LAMINATED VENEER LUMBER BEAM:
400x57MM/15.74x2.24IN
- 06 18 00 A1 CROSS-LAMINATED TIMBER BOARD:
100MM/3.93IN
- 07 21 26 A1 BLOWN INSULATION CELLULOSE
- 09 64 33 A1 WOOD FLOOR INTERIOR: 21MM/0.82IN
- 09 74 13 A4 WOOD WALL COVERINGS: 19MM/0.75IN



TEAM NAME: VUT TEAM AUSTRIA
 ADDRESS: FLORAGASSE 7 / 4 / ZI 407
 1040 VIENNA
 AUSTRIA
 CONTACT: OFFICE@SOLARDECATHLON.AT
 WWW.SOLARDECATHLON.AT

CONSULTANTS

ALL PLANS ARE DRAWN IN
 METRIC SYSTEM (M/CM)



CLIENT
 U.S. DEPARTMENT OF ENERGY
 SOLAR DECATHLON 2013
 WWW.SOLARDECATHLON.GOV



SHEET KEYNOTES

- 72 WARDROBE/STORAGE UNIT
- 78 PARKING SPACE FOR SLIDING DOOR
ELEMENTS

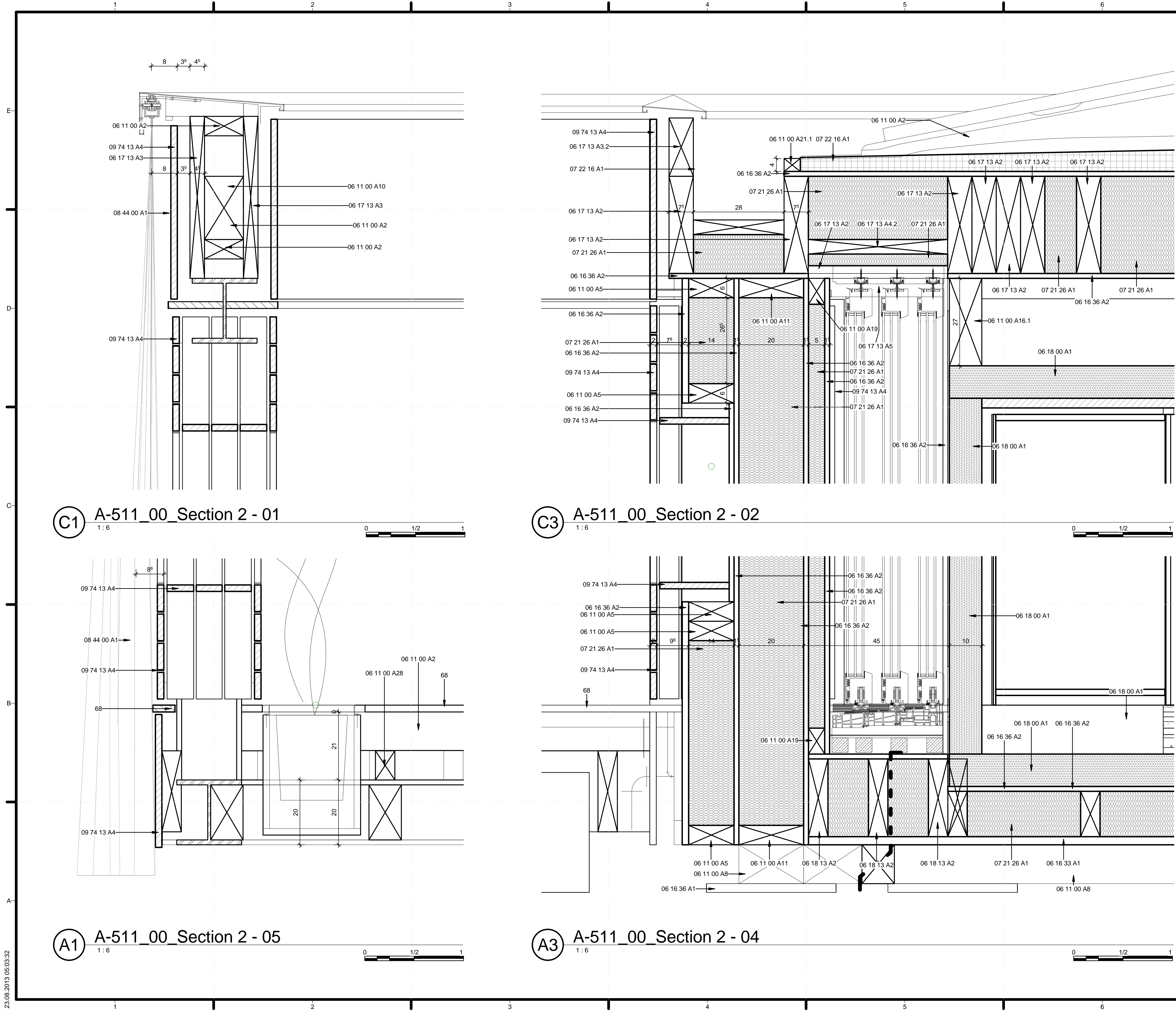
MARK	DATE	DESCRIPTION

LOT NUMBER: 109
 DRAWN BY: TEAM AUSTRIA
 CHECKED BY: CHECKER
 COPYRIGHT: VIENNA UNIVERSITY OF
 TECHNOLOGY

SHEET TITLE

PLAN DETAILS


A-501



GENERAL SHEET NOTES

REFERENCE KEYNOTES

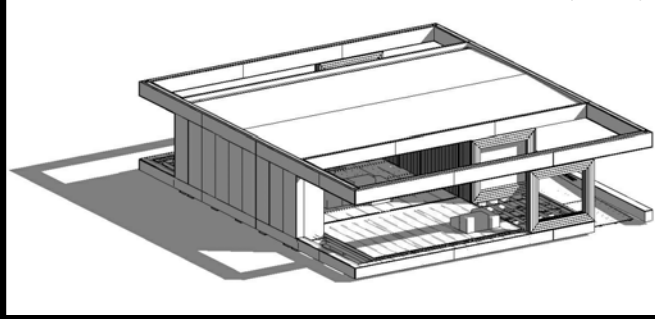
- 03 54 00 A1 CAST UNDERLAYMENT WITH EMBEDDED HEATING SYSTEM: 50MM/1.97IN
- 06 11 00 A2 FINGER-JOINTED SOLID CONSTRUCTION TIMBER: 120X60MM/4.72x2.36IN
- 06 11 00 A5 FINGER-JOINTED SOLID CONSTRUCTION TIMBER: 140X60MM/5.51x2.36IN
- 06 11 00 A8 FINGER-JOINTED SOLID CONSTRUCTION TIMBER: 180X100MM/7.08x3.93IN
- 06 11 00 A10 FINGER-JOINTED SOLID CONSTRUCTION TIMBER: 200X120MM/7.87x4.72IN
- 06 11 00 A11 FINGER-JOINTED SOLID CONSTRUCTION TIMBER: 200X60MM/7.87x2.36IN
- 06 11 00 A16.1 FINGER-JOINTED SOLID CONSTRUCTION TIMBER: 270X100MM/10.62x3.93IN
- 06 11 00 A19 WOOD FRAMING: 80X50MM/3.14x1.96IN
- 06 11 00 A21.1 WOOD FRAMING: 90X60MM/3.54x2.36IN
- 06 11 00 A28 WOOD BOARD SHEATHING: 25MM/0.98IN
- 06 16 33 A1 ORIENTED STRAND BOARD: 15MM/0.59IN
- 06 16 36 A1 ORIENTED STRAND BOARD: 22MM/0.86IN
- 06 16 36 A2 LAMINATED VENEER LUMBER BEAM: 300x75MM/11.81x2.95IN
- 06 17 13 A3 LAMINATED VENEER LUMBER BEAM: 200x75MM/7.87x2.95IN
- 06 17 13 A3.2 LAMINATED VENEER LUMBER BEAM: 180x75MM/4.72x2.95IN
- 06 17 13 A4.2 LAMINATED VENEER LUMBER BEAM: 430x45MM/16.92x1.77IN
- 06 17 13 A5 LAMINATED VENEER LUMBER BEAM: 400x57MM/15.74x2.24IN
- 06 18 00 A1 CROSS-LAMINATED TIMBER BOARD: 100MM/3.93IN
- 06 18 13 A2 GLUED-LAMINATED BEAM: 350x240MM/13.77x9.44IN
- 07 21 26 A1 BLOWN INSULATION CELLULOSE
- 07 22 16 A1 ROOF WOOD SOFTBOARD SLOPE INSULATION 120-43MM/4.72-1.69IN
- 08 44 00 A1 TEXTILE CURTAIN WALL
- 09 74 13 A4 WOOD WALL COVERINGS: 19MM/0.75IN



TEAM NAME: VUT TEAM AUSTRIA
 ADDRESS: FLORAGASSE 7 / 4 / ZI 407
 1040 VIENNA
 AUSTRIA
 CONTACT: OFFICE@SOLARDECATHLON.AT
 WWW.SOLARDECATHLON.AT

CONSULTANTS

ALL PLANS ARE DRAWN IN METRIC SYSTEM (M/CM)



CLIENT
 U.S. DEPARTMENT OF ENERGY
 SOLAR DECATHLON 2013
 WWW.SOLARDECATHLON.GOV



SHEET KEYNOTES

- 68 ALL TURNING CIRCLES COMPLIANT WITH ICC A117.1-2009 SECTION 304.3.1

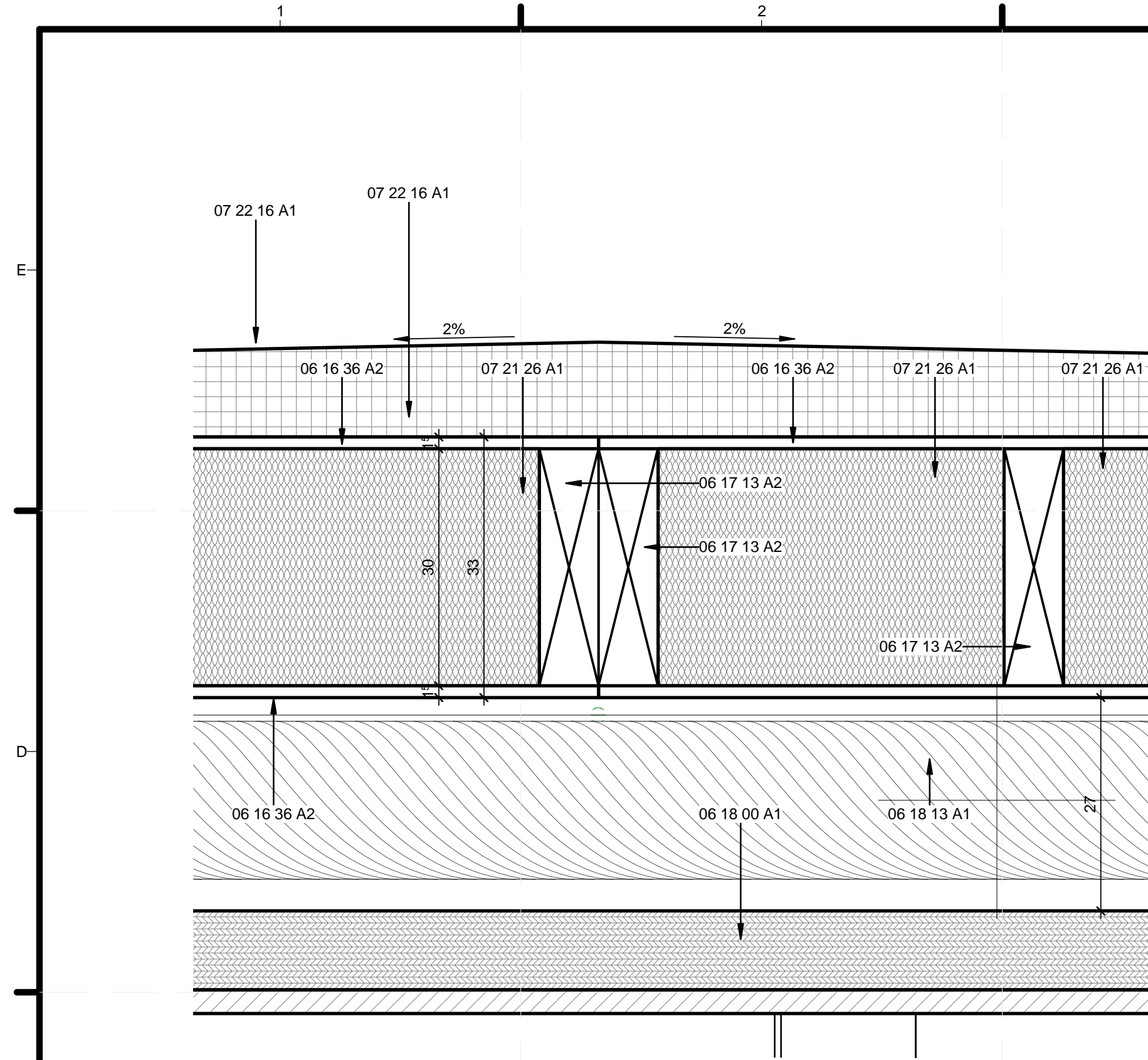
MARK	DATE	DESCRIPTION

LOT NUMBER: 109
 DRAWN BY: TEAM AUSTRIA
 CHECKED BY: CHECKER
 COPYRIGHT: VIENNA UNIVERSITY OF TECHNOLOGY

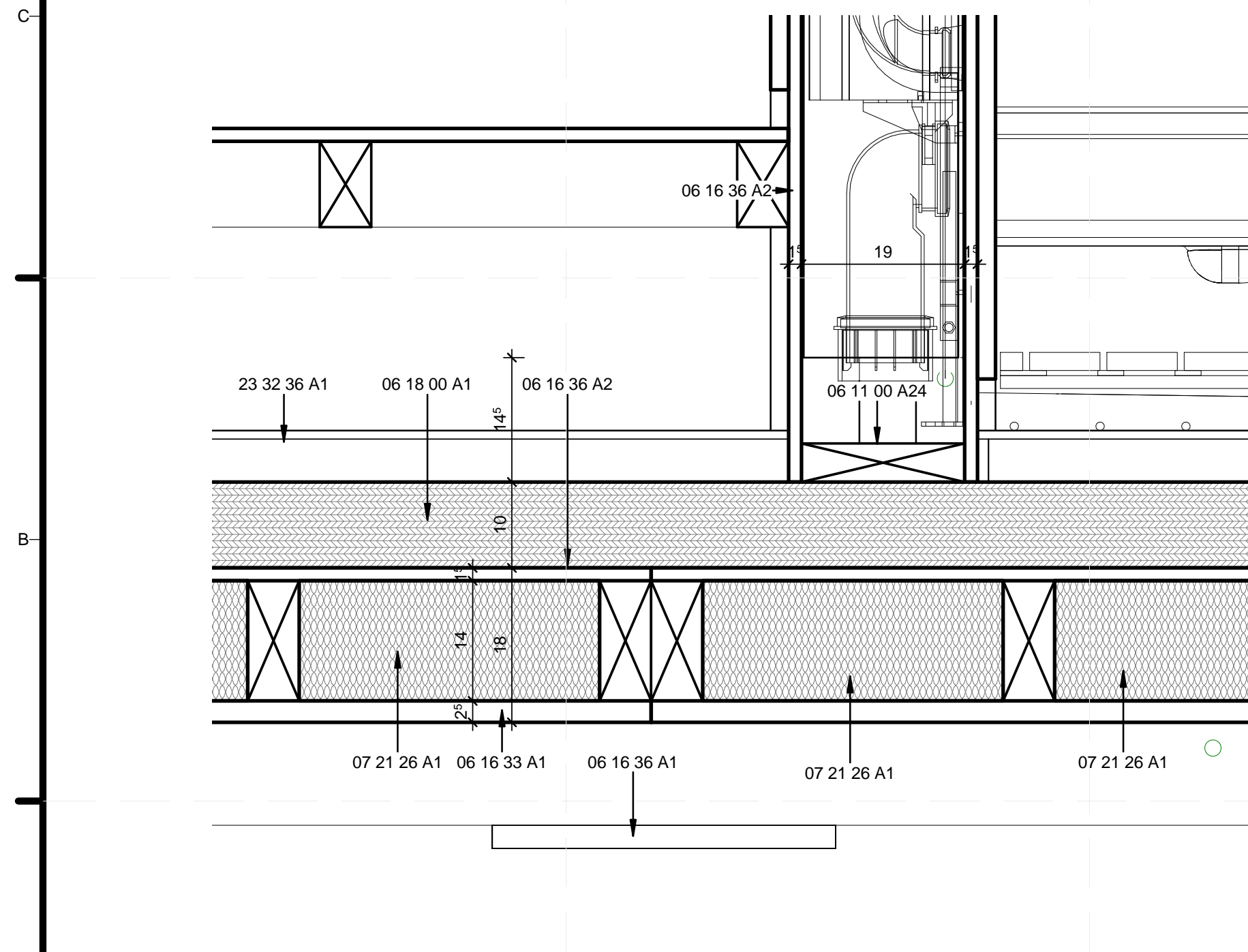
SHEET TITLE

SECTION DETAILS

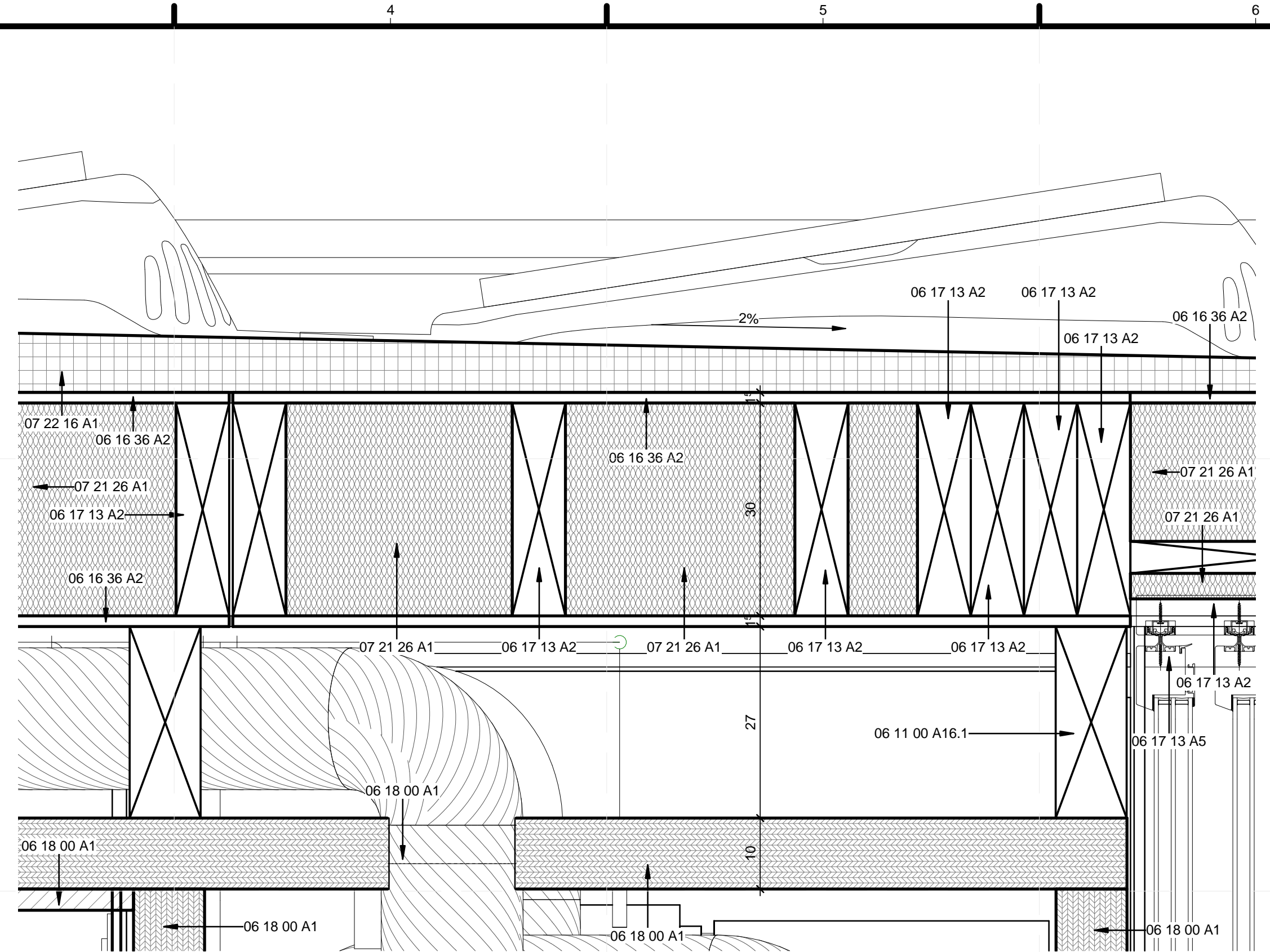
A-511



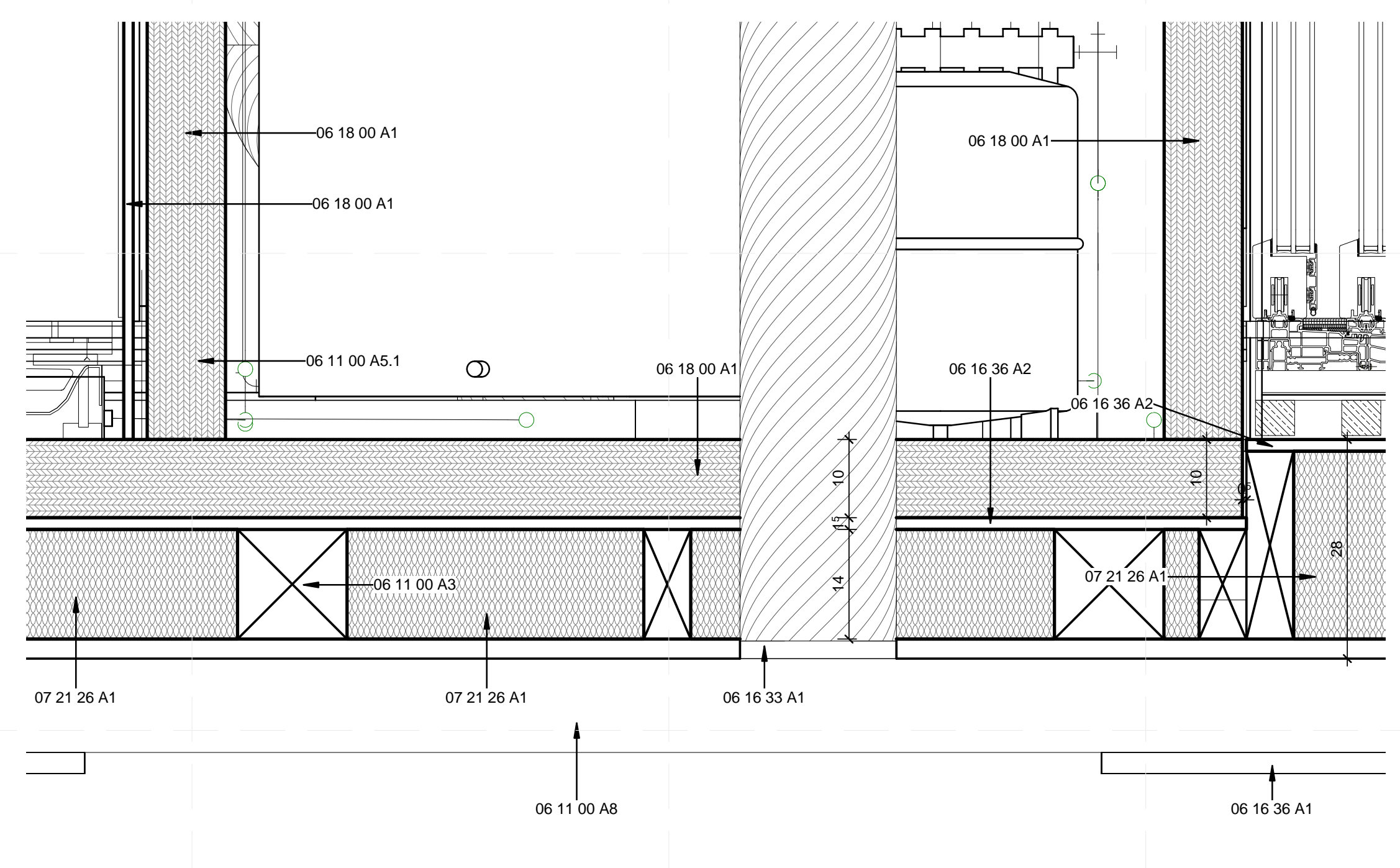
(C1) A-512_00 Section 2 - 03
1:6



(A1) A-512_00 Section 2 - 04
1:6



(C3) A-512_00 Section 2 - 02
1:6




(A3) A-512_00 Section 2 - 01
1:6

GENERAL SHEET NOTES

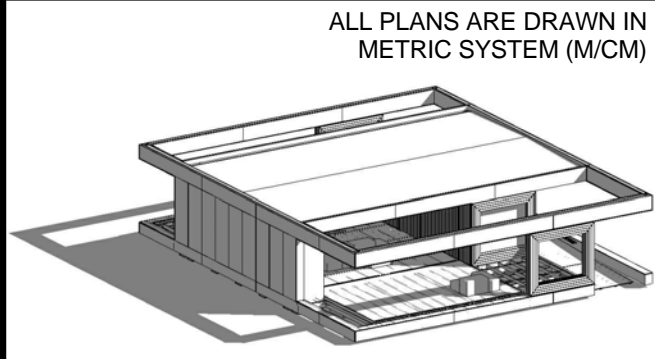
REFERENCE KEYNOTES

- 06 11 00 A3 FINGER-JOINTED SOLID CONSTRUCTION
TIMBER: 140X140MM/5.51X5.51IN
- 06 11 00 A5.1 FINGER-JOINTED SOLID CONSTRUCTION
TIMBER: 130X60MM/5.11X2.36IN
- 06 11 00 A8 FINGER-JOINTED SOLID CONSTRUCTION
TIMBER: 180X100MM/7.08X3.93IN
- 06 11 00 A16.1 FINGER-JOINTED SOLID CONSTRUCTION
TIMBER: 270X100MM/10.62X3.93IN
- 06 11 00 A24 FINGER-JOINTED SOLID CONSTRUCTION
TIMBER: 190X45MM/7.48X1.77IN
- 06 16 33 A1 WOOD BOARD SHEATHING: 25MM/0.98IN
- 06 16 36 A1 ORIENTED STRAND BOARD: 15MM/0.59IN
- 06 16 36 A2 ORIENTED STRAND BOARD: 22MM/0.86IN
- 06 17 13 A2 LAMINATED VENEER LUMBER BEAM:
300X75MM/1.181X2.95IN
- 06 17 13 A4.2 LAMINATED VENEER LUMBER BEAM:
430X45MM/16.92X1.77IN
- 06 17 13 A5 LAMINATED VENEER LUMBER BEAM:
400X57MM/15.74X2.24IN
- 06 18 00 A1 CROSS-LAMINATED TIMBER BOARD:
100MM/3.93IN
- 06 18 13 A1 GLUED-LAMINATED BEAM:
270X200MM/10.62X7.87IN
- 06 18 13 A2 GLUED-LAMINATED BEAM:
350X240MM/13.77X9.44IN
- 07 21 26 A1 BLOWN INSULATION CELLULOSE
- 07 22 16 A1 ROOF WOOD SOFTBOARD SLOPE
INSULATION 120-43MM/4.72-1.69IN
- 09 74 13 A4 WOOD WALL COVERINGS: 19MM/0.75IN
- 23 32 36 A1 AIR-DISTRIBUTION FLOOR PLENUMS



TEAM NAME: VUT TEAM AUSTRIA
ADDRESS: FLORAGASSE 7 / 4 / ZI 407
1040 VIENNA
AUSTRIA
CONTACT: OFFICE@SOLARDECATHLON.AT
WWW.SOLARDECATHLON.AT

CONSULTANTS



CLIENT
U.S. DEPARTMENT OF ENERGY
SOLAR DECATHLON 2013
WWW.SOLARDECATHLON.GOV



MARK	DATE	DESCRIPTION

LOT NUMBER: 109
DRAWN BY: TEAM AUSTRIA
CHECKED BY: CHECKER
COPYRIGHT: VIENNA UNIVERSITY OF
TECHNOLOGY

SECTION DETAILS

A-512

